

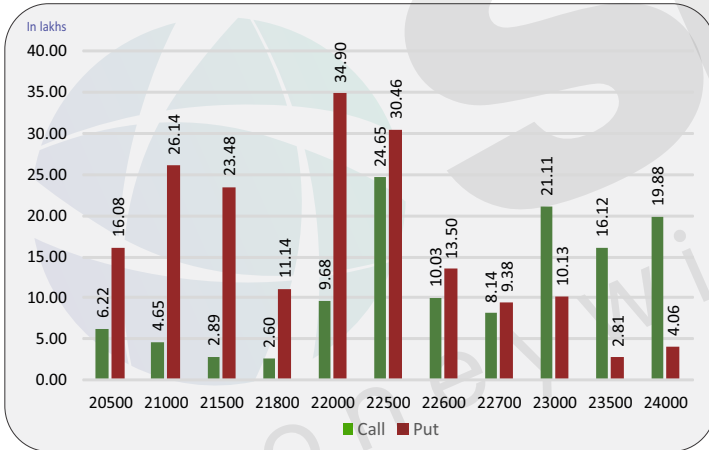
Index level

Index	Close	S1	S2	R1	R2
NIFTY	22654	22600	22500	22800	22900
BANKNIFTY	48600	48400	48200	48800	49000

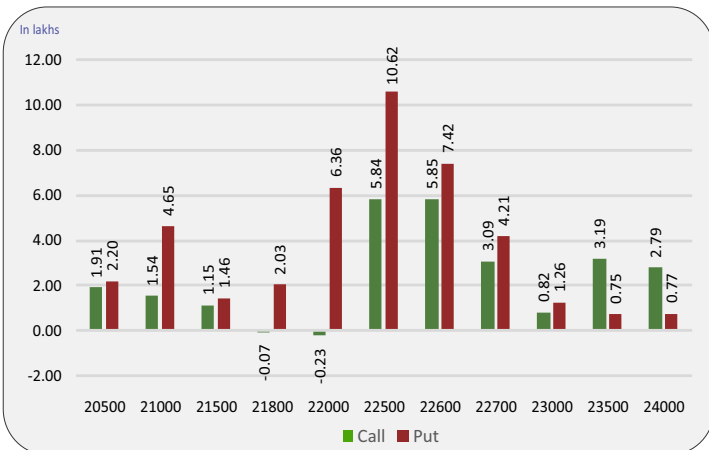
Nifty snapshot

	25-Apr	24-Apr
Nifty Spot	22570.35	22402.40
Nifty May	22653.95	22509.75
Nifty Jun	22757.00	22619.85
Chg. OI (May) (%)	30.26	25.31
Chg. OI (Jun) (%)	20.55	10.10
50 Day SMA	22216	22207
100 Day SMA	21810	21790
200 Day SMA	20683	20676

Nifty option OI concentration



Nifty option OI change



Nifty outlook

Gift Nifty 22687 (+33)

Today the markets are likely to open on flat note. All the emerging markets are trading in green. The coming session is likely to witness a range of 22600 on declines and 22800 on advances.

Stock is in ban period

IDEA

Sentiment indicator

	25-Apr	24-Apr	23-Apr	22-Apr	19-Apr
NIFTY Discount/Premium	83.60	107.35	117.70	160.15	128.45
COST OF CARRY%	0.58	0.59	0.59	0.60	0.56
PCR(OI)	1.37	1.36	1.32	1.32	1.28
PCR(VOL)	1.03	1.33	1.25	1.06	1.01
A/D RATIO(Nifty 50)	5.13	1.45	0.96	11.25	1.23
A/D RATIO(All FO Stock)*	3.24	2.09	1.67	3.37	0.73
IMPLIED VOLATILITY	11.60	11.42	11.62	11.75	12.42
VIX	10.73	10.28	10.20	12.70	13.46
HISTORICAL VOLATILITY	14.36	14.36	14.4	14.43	14.42

*All Future Stock

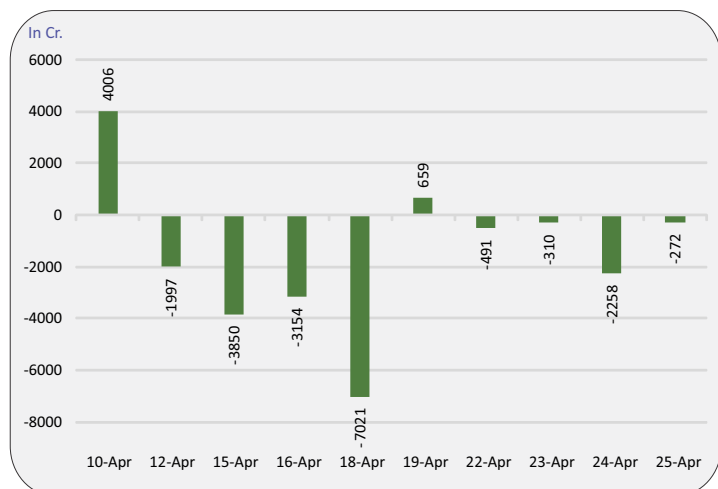
Nifty v/s OI

Date	Nifty	% Change	Open Interest	% Change
16-Apr	22356	-0.7%	2395750	10.6%
18-Apr	22206	-0.7%	3782500	57.9%
19-Apr	22275	0.3%	4520650	19.5%
22-Apr	22497	1.0%	5333650	18.0%
23-Apr	22486	0.0%	7013650	31.5%
24-Apr	22510	0.1%	8788750	25.3%
25-Apr	22654	0.6%	11448050	30.3%

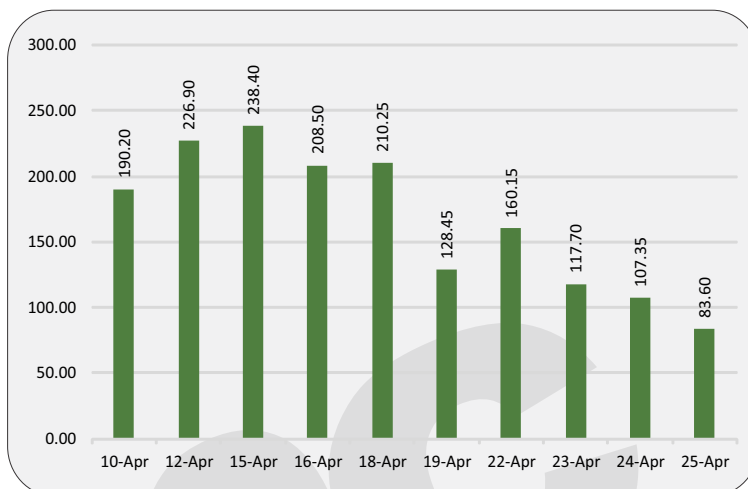
Fund flow (FII/DII)

	Net investment (in cr)
FII INDEX FUTURE	-272
FII INDEX OPTION	89371
FII STOCK FUTURE	10681
FII STOCK OPTION	-1144
FII CASH	-2,823
DII CASH	6,168

FII'S activity in Nifty future



Nifty discount / premium



Top 10 long build up

	LTP	% Change	Open Interest	% OI Change
ZEEL	144.2	1.51%	113202000	2079.90%
IDEA	14.1	9.30%	3.85E+09	212.41%
L&TFH	165.3	1.91%	18954576	96.03%
SUNTV	640.1	2.47%	7147500	59.42%
GMRINFRA	86.0	3.43%	188280000	51.77%
IDFC	125.6	0.32%	68005000	42.58%
ITC	437.7	1.70%	94635200	38.59%
OBEROIRLTY	1486.8	1.15%	4534600	37.71%
FEDERALBNK	157.5	1.61%	115230000	37.19%
HINDPETRO	496.4	1.37%	30061800	36.23%

Indices to out perform

	Closing	% Change
METAL	9242	1.11%
PHARMA	18878	1.57%
PSE	9828	1.33%
PSU BANK	7403	3.77%
ENERGY	39989	1.08%

Indices to under perform

	Closing	% Change
IT	33554	0.33%
FMCG	54292	0.67%
MEDIA	1889	0.48%
REALTY	963	-0.25%
INFRA	8548	0.69%

Top 10 short build up

	LTP	% Change	Open Interest	% OI Change
RAMCOCEM	793.9	-2.76%	7879500	83.86%
KOTAKBANK	1654.7	-10.88%	47542800	53.20%
LAURUSLABS	429.0	-1.76%	15578800	46.16%
INDHOTEL	581.1	-5.03%	22254000	43.80%
INDIACEM	229.1	-0.24%	24928400	34.23%
MPHASIS	2251.3	-0.26%	2927375	30.81%
DALBHARAT	1813.6	-7.90%	3196500	30.08%
ATUL	5933.8	-0.34%	545325	29.89%
LTIM	4679.6	-1.61%	3594300	26.13%
HINDUNILVR	2249.5	-1.08%	19906200	23.82%

Stocks to out perform

	Closing	% Change
ABFRL	267.6	2.18%
RECLTD	454.5	2.47%
HDFCAMC	3719.5	0.89%
M&MFIN	259.9	1.42%
GAIL	210.1	0.43%

Stocks to under perform

	Closing	% Change
DRREDDY	6241.0	4.04%
GODREJCP	1209.4	-1.10%
MFSL	1025.0	-1.14%
UBL	1992.8	-0.92%
TVSMOTOR	2025.8	2.37%

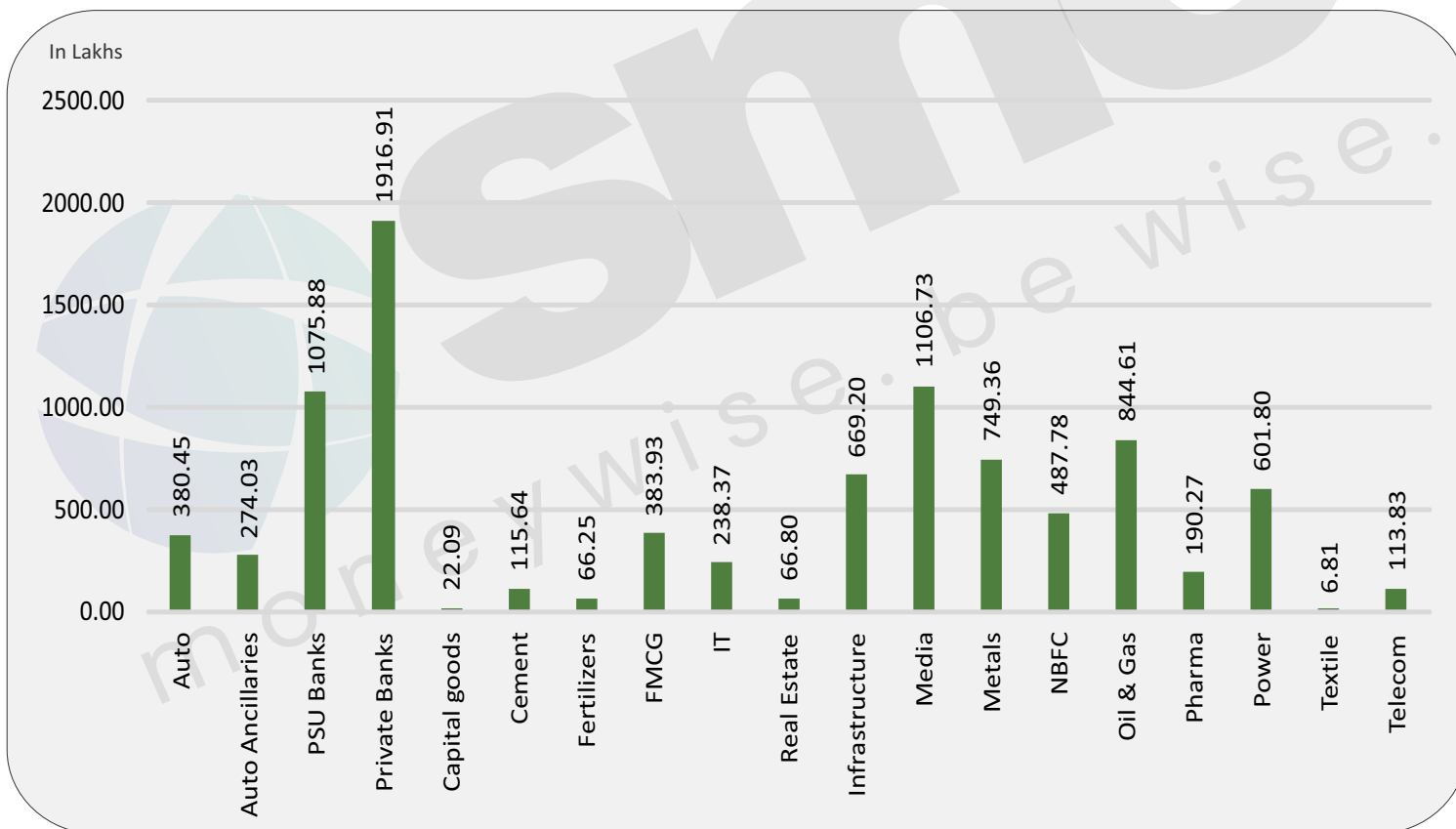
Sector overview

Scripts/Indexes	OI Change	Volume Change (%)	Price Change	Remark
Auto	38045425	46.0%	1.1%	Long Buildup
Auto Ancillaries	27402700	92.8%	2.7%	Long Buildup
PSU Banks	107587775	139.8%	3.6%	Long Buildup
Private Banks	191690775	70.7%	0.2%	Long Buildup
Capital goods	2209350	27.8%	0.5%	Long Buildup
Cement	11563603	63.8%	-0.4%	Short Buildup
Fertilizers	6625100	-13.5%	1.2%	Long Buildup
FMCG	38392925	90.3%	0.4%	Long Buildup
IT	23837350	62.7%	0.3%	Long Buildup
Real Estate	6679575	-8.2%	0.7%	Long Buildup

Sector overview

Scripts/Indexes	OI Change	Volume Change (%)	Price Change	Remark
Infrastructure	66920250	142.9%	3.5%	Long Buildup
Media	110673000	2842.4%	2.0%	Long Buildup
Metals	74936275	-15.4%	1.1%	Long Buildup
NBFC	48778047	15.8%	0.8%	Long Buildup
Oil & Gas	84460925	41.3%	1.2%	Long Buildup
Pharma	19027150	-1.3%	1.7%	Long Buildup
Power	60179550	88.8%	1.8%	Long Buildup
Textile	680880	-6.3%	0.2%	Long Buildup
Telecom	11382750	21.6%	0.7%	Long Buildup

Change in sector open interest



E-mail: smc.care@smcindiaonline.com



Corporate Office:

11/6B, Shanti Chamber,
Pusa Road, New Delhi - 110005
Tel: +91-11-30111000
www.smcindiaonline.com

Mumbai Office:

Lotus Corporate Park, A Wing 401 / 402, 4th Floor,
Graham Firth Steel Compound, Off Western
Express Highway, Jay Coach Signal, Goreagon
(East) Mumbai - 400063
Tel: 91-22-67341600, Fax: 91-22-67341697

Kolkata Office:

18, Rabindra Sarani, Poddar Court, Gate No-4,
5th Floor, Kolkata - 700001
Tel.: 033 6612 7000/033 4058 7000
Fax: 033 6612 7004/033 4058 7004

Investments in securities market are subject to market risks, read all the related documents carefully before investing. Registration granted by SEBI and certification from NISM in no way guarantee performance of the intermediary or provide any assurance of returns to investors. The securities quoted are for illustration only and are not recommendatory. SMC is a SEBI registered Research Analyst having registration number INH100001849. CIN : L74899DL1994PLC063609.

SMC Global Securities Ltd. (hereinafter referred to as "SMC") is regulated by the Securities and Exchange Board of India ("SEBI") and is licensed to carry on the business of broking, depository services and related activities. SMC is a registered member of National Stock Exchange of India Limited, Bombay Stock Exchange Limited, MSEI (Metropolitan Stock Exchange of India Ltd) and M/s SMC Comtrade Ltd is a registered member of National Commodity and Derivative Exchange Limited and Multi Commodity Exchanges of India and other commodity exchanges in India. SMC is also registered as a Depository Participant with CDSL and NSDL. SMC's other associates are registered as Merchant Bankers, Portfolio Managers, NBFC with SEBI and Reserve Bank of India. It also has registration with AMFI as a Mutual Fund Distributor.

SMC is a SEBI registered Research Analyst having registration number INH100001849. SMC or its associates has not been debarred/ suspended by SEBI or any other regulatory authority for accessing /dealing in securities market. SMC or its associates or its Research Analyst or his relatives do not hold any financial interest in the subject company interest at the time of publication of this Report. SMC or its associates or its Research Analyst or his relatives do not hold any actual/beneficial ownership of more than 1% (one percent) in the subject company, at the end of the month immediately preceding the date of publication of this Report. SMC or its associates its Research Analyst or his relatives does not have any material conflict of interest at the time of publication of this Report.

SMC or its associates/analyst has not received any compensation from the subject company covered by the Research Analyst during the past twelve months. The subject company has not been a client of SMC during the past twelve months. SMC or its associates has not received any compensation or other benefits from the subject company covered by analyst or third party in connection with the present Research Report. The Research Analyst has not served as an officer, director or employee of the subject company covered by him/her and SMC has not been engaged in the market making activity for the subject company covered by the Research Analyst in this report.

The views expressed by the Research Analyst in this Report are based solely on information available publicly available/internal data/ other reliable sources believed to be true. SMC does not represent/ provide any warranty expressly or impliedly to the accuracy, contents or views expressed herein and investors are advised to independently evaluate the market conditions/risks involved before making any investment decision. The research analysts who have prepared this Report hereby certify that the views /opinions expressed in this Report are their personal independent views/opinions in respect of the subject company.

Disclaimer: This Research Report is for the personal information of the authorized recipient and doesn't construe to be any investment, legal or taxation advice to the investor. It is only for private circulation and use. The Research Report is based upon information that we consider reliable, but we do not represent that it is accurate or complete, and it should not be relied upon as such. No action is solicited on the basis of the contents of this Research Report. The Research Report should not be reproduced or redistributed to any other person(s) in any form without prior written permission of the SMC. The contents of this material are general and are neither comprehensive nor inclusive. Neither SMC nor any of its affiliates, associates, representatives, directors or employees shall be responsible for any loss or damage that may arise to any person due to any action taken on the basis of this Research Report. It does not constitute personal recommendations or take into account the particular investment objectives, financial situations or needs of an individual client or a corporate/s or any entity/s. All investments involve risk and past performance doesn't guarantee future results. The value of, and income from investments may vary because of the changes in the macro and micro factors given at a certain period of time. The person should use his/her own judgment while taking investment decisions. Please note that SMC its affiliates, Research Analyst, officers, directors, and employees, including persons involved in the preparation or issuance of this Research Report: (a) from time to time, may have long or short positions in, and buy or sell the securities thereof, of the subject company(ies) mentioned here in; or (b) be engaged in any other transaction involving such securities and earn brokerage or other compensation or act as a market maker in the financial instruments of the subject company(ies) discussed herein or may perform or seek to perform investment banking services for such company(ies) or act as advisor or lender/borrower to such subject company(ies); or (c) may have any other potential conflict of interest with respect to any recommendation and related information and opinions. All disputes shall be subject to the exclusive jurisdiction of Delhi High court.