

## DERIVATIVE RESEARCH

February 14, 2024

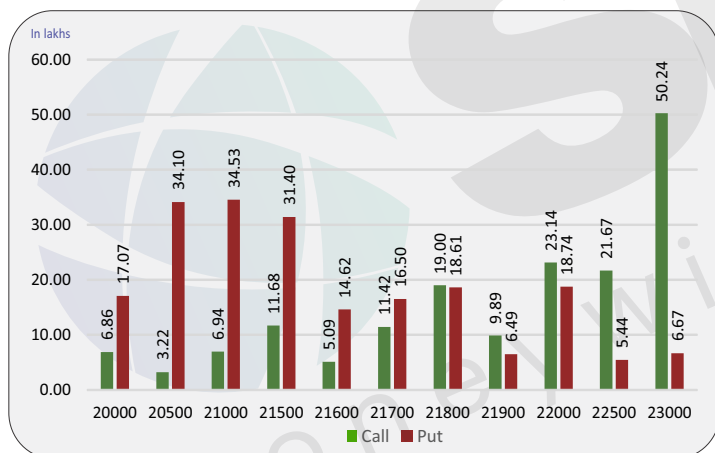
### Index level

Index	Close	S1	S2	R1	R2
NIFTY	21824	21500	21400	21700	21800
BANKNIFTY	45733	45500	45300	45900	46100

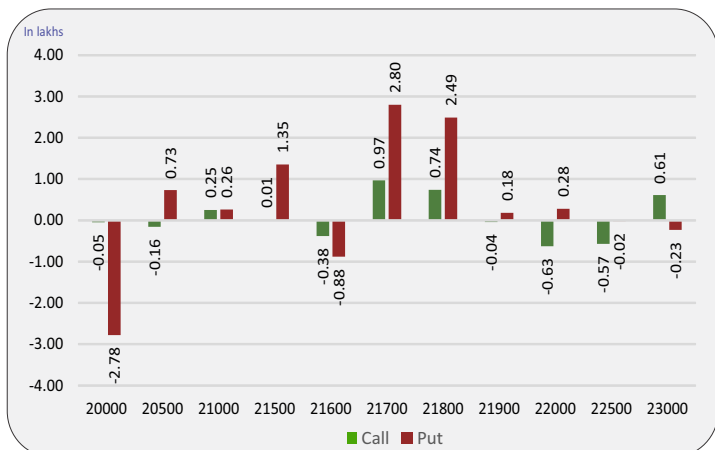
### Nifty snapshot

	13-Feb	12-Feb
Nifty Spot	21743.25	21616.05
Nifty Jan	21823.75	21697.85
Nifty Feb	21965.25	21842.00
Chg. OI (Jan) (%)	1.22	1.43
Chg. OI (Feb) (%)	2.77	-2.76
50 Day SMA	21511	21493
100 Day SMA	20528	20524
200 Day SMA	19799	19788

### Nifty option OI concentration



### Nifty option OI change



### Nifty outlook

Gift Nifty 21630 (-194)

Today the markets are likely to open on negative note. All the emerging markets are trading red. The coming session is likely to witness a range of 21500 on declines and 21700 on advances

### Stock is in ban period

ABFRL, ASHOKLEY, AUROPHARMA, BALRAMCHIN, BANDHANBNK, BIOCON, DELTACORP, INDIACEM, INDUSTOWER, NATIONALALUM, PNB, SAIL, ZEEL

### Sentiment indicator

	13-Feb	12-Feb	09-Feb	07-Feb	06-Feb
NIFTY Discount/Premium	80.50	81.80	60.10	73.20	50.15
COST OF CARRY%	0.78	0.77	0.72	0.71	0.68
PCR(OI)	1.18	1.16	1.23	1.23	1.23
PCR(VOL)	1.17	1.09	1.10	1.09	1.01
A/D RATIO(Nifty 50)	2.69	0.40	0.36	1.45	3.08
A/D RATIO(All FO Stock)*	2.65	0.30	0.44	1.09	3.45
IMPLIED VOLATILITY	14.38	15.11	13.99	14.00	14.43
VIX	15.81	16.06	15.45	15.51	15.79
HISTORICAL VOLATILITY	14.96	14.97	14.98	15.01	15.05

\*All Future Stock

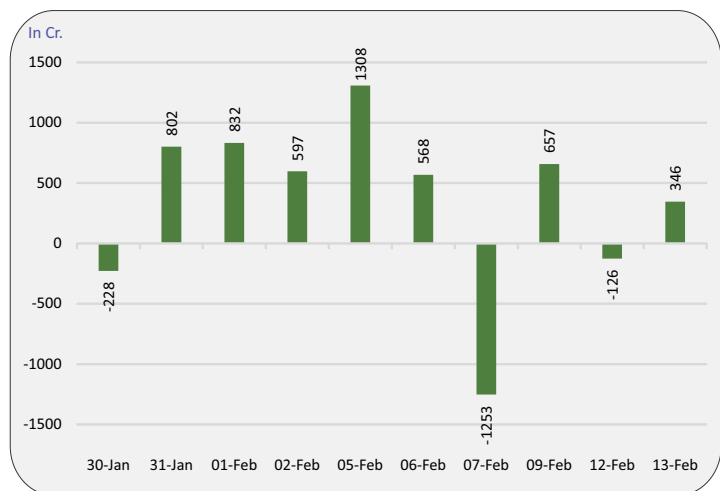
### Nifty v/s OI

Date	Nifty	% Change	Open Interest	% Change
02-Feb	21951	0.9%	11806950	4.1%
05-Feb	21803	-0.7%	11792850	-0.1%
06-Feb	21980	0.8%	12047300	2.2%
07-Feb	22004	0.1%	12112800	0.5%
09-Feb	21843	-0.7%	11684900	-3.5%
12-Feb	21698	-0.7%	11851500	1.4%
13-Feb	21824	0.6%	11995600	1.2%

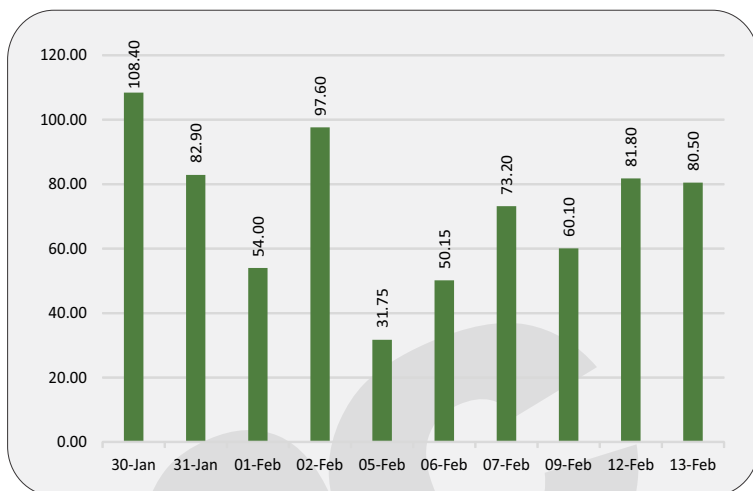
### Fund flow (FII/DII)

	Net investment (in cr)
FII INDEX FUTURE	346
FII INDEX OPTION	-7493
FII STOCK FUTURE	2508
FII STOCK OPTION	720
FII CASH	376
DII CASH	274

### FII'S activity in Nifty future



### Nifty discount / premium



### Top 10 long build up

	LTP	% Change	Open Interest	% OI Change
BOSCHLTD	26402.6	4.88%	194900	13.35%
METROPOLIS	1707.3	2.61%	964400	9.14%
MGL	1483.8	1.97%	2394400	8.52%
VOLTAS	1101.7	2.75%	7208400	5.27%
BSOFT	844.9	2.03%	6292000	4.12%
INDUSINDBK	1470.4	1.09%	25585000	3.89%
MFSL	983.3	2.04%	8852800	3.55%
MOTHERSON	116.1	1.22%	100422400	3.46%
INFY	1688.9	0.10%	23375600	3.26%
TCS	4160.9	0.54%	11999925	3.15%

### Indices to out perform

	Closing	% Change
IT	38204	0.54%
PHARMA	18754	0.45%
FIN SERVICE	20191	1.37%
REALTY	850	0.05%
BANK	45502	1.38%

### Indices to under perform

	Closing	% Change
SMALLCAP	15644	0.17%
ENERGY	38394	0.78%
METAL	7738	-2.07%
FMCG	53432	0.26%
PSE	8903	0.93%

### Top 10 short build up

	LTP	% Change	Open Interest	% OI Change
HINDALCO	512.1	-12.43%	37692200	35.14%
MCX	3435.9	-2.02%	2165600	14.65%
IPCALAB	1158.2	-0.25%	3773250	11.46%
APOLLTYRE	512.2	-0.36%	10745700	9.15%
EICHERMOT	3866.1	-0.46%	3712450	4.66%
BHEL	214.3	-1.31%	88152750	3.20%
NATIONALUM	140.6	-1.51%	83257500	2.22%
COFORGE	6693.4	-0.01%	1233750	1.96%
TITAN	3577.0	-0.44%	5454050	1.64%
M&M	1648.1	-0.91%	13178900	1.35%

### Stocks to out perform

	Closing	% Change
TRENT	3859.6	1.37%
RECLTD	466.2	2.30%
HDFCAMC	3759.3	3.28%
M&MFIN	286.2	2.18%
GAIL	171.2	0.97%

### Stocks to under perform

	Closing	% Change
ABBOTINDIA	29007.4	1.31%
GODREJCP	1201.5	0.05%
MFSL	983.3	2.04%
UBL	1747.2	1.03%
LUPIN	1615.6	1.13%

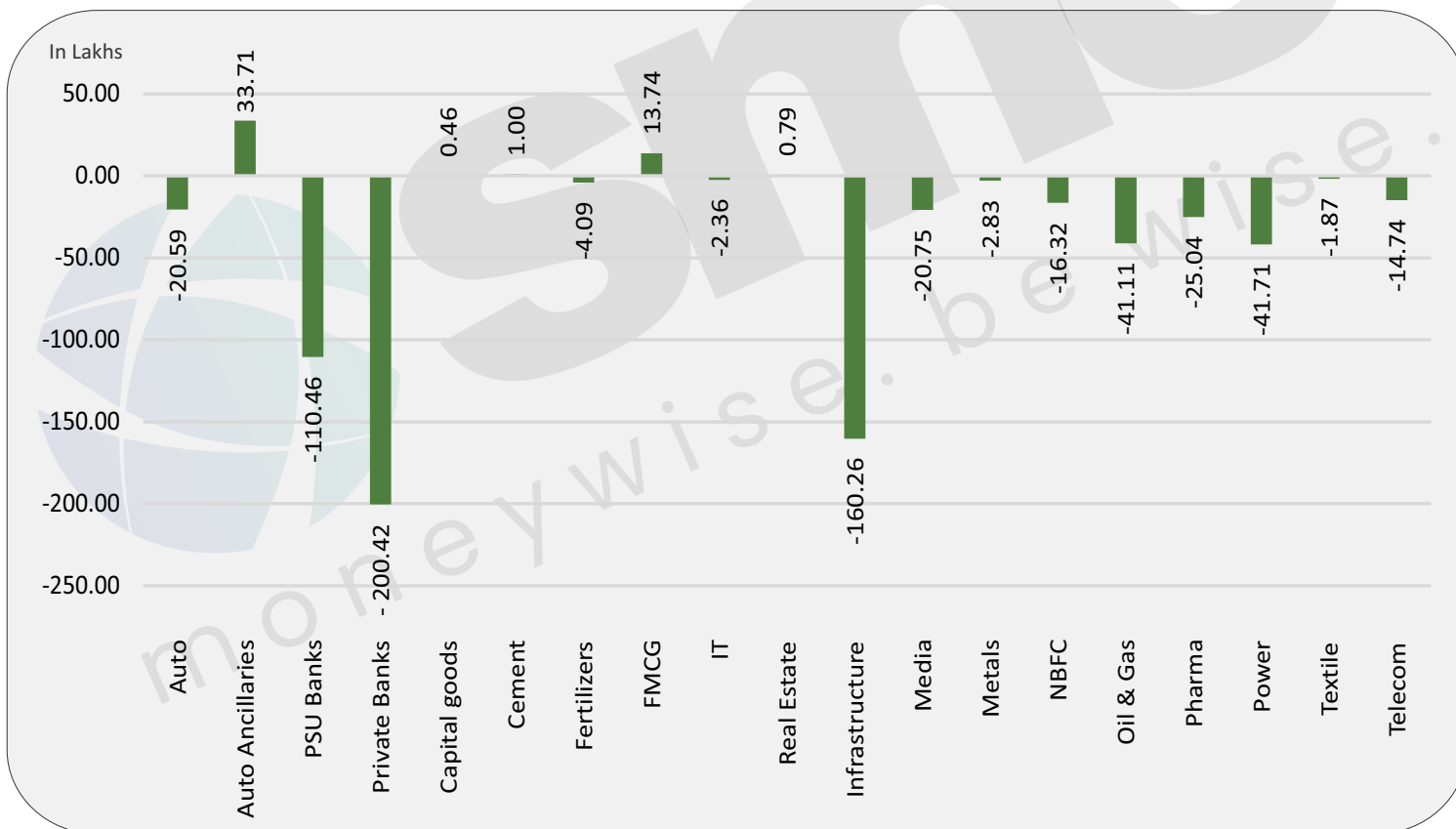
### Sector overview

Scripts/Indexes	OI Change	Volume Change (%)	Price Change	Remark
Auto	-2059400	51.2%	0.4%	Short Covering
Auto Ancillaries	3371250	-39.9%	0.8%	Long Buildup
PSU Banks	-11045525	-20.5%	1.8%	Short Covering
Private Banks	-20042025	4.0%	1.5%	Short Covering
Capital goods	45750	24.7%	0.8%	Long Buildup
Cement	100346	-28.7%	-1.0%	Short Buildup
Fertilizers	-409450	131.9%	2.3%	Short Covering
FMCG	1373950	-11.2%	0.3%	Long Buildup
IT	-236200	-33.9%	0.7%	Short Covering
Real Estate	78875	8.1%	1.7%	Long Buildup

### Sector overview

Scripts/Indexes	OI Change	Volume Change (%)	Price Change	Remark
Infrastructure	-16025750	26.0%	3.2%	Short Covering
Media	-2074500	-51.9%	0.6%	Short Covering
Metals	-283200	84.5%	-2.2%	Long Unwinding
NBFC	-1631576	-10.7%	1.5%	Short Covering
Oil & Gas	-4110675	-14.4%	0.8%	Short Covering
Pharma	-2504125	-39.0%	0.7%	Short Covering
Power	-4170675	0.9%	0.2%	Short Covering
Textile	-186570	-30.7%	0.7%	Short Covering
Telecom	-1474250	-19.0%	-0.7%	Long Unwinding

### Change in sector open interest



E-mail: [smc.care@smcindiaonline.com](mailto:smc.care@smcindiaonline.com)



**Corporate Office:**

11/6B, Shanti Chamber,  
Pusa Road, New Delhi - 110005  
Tel: +91-11-30111000  
[www.smcindiaonline.com](http://www.smcindiaonline.com)

**Mumbai Office:**

Lotus Corporate Park, A Wing 401 / 402, 4th Floor,  
Graham Firth Steel Compound, Off Western  
Express Highway, Jay Coach Signal, Goreagon  
(East) Mumbai - 400063  
Tel: 91-22-67341600, Fax: 91-22-67341697

**Kolkata Office:**

18, Rabindra Sarani, Poddar Court, Gate No-4,  
5th Floor, Kolkata - 700001  
Tel.: 033 6612 7000/033 4058 7000  
Fax: 033 6612 7004/033 4058 7004

Investments in securities market are subject to market risks, read all the related documents carefully before investing. Registration granted by SEBI and certification from NISM in no way guarantee performance of the intermediary or provide any assurance of returns to investors. The securities quoted are for illustration only and are not recommendatory. SMC is a SEBI registered Research Analyst having registration number INH100001849. CIN : L74899DL1994PLC063609.

SMC Global Securities Ltd. (hereinafter referred to as "SMC") is regulated by the Securities and Exchange Board of India ("SEBI") and is licensed to carry on the business of broking, depository services and related activities. SMC is a registered member of National Stock Exchange of India Limited, Bombay Stock Exchange Limited, MSEI (Metropolitan Stock Exchange of India Ltd) and M/s SMC Comtrade Ltd is a registered member of National Commodity and Derivative Exchange Limited and Multi Commodity Exchanges of India and other commodity exchanges in India. SMC is also registered as a Depository Participant with CDSL and NSDL. SMC's other associates are registered as Merchant Bankers, Portfolio Managers, NBFC with SEBI and Reserve Bank of India. It also has registration with AMFI as a Mutual Fund Distributor.

SMC is a SEBI registered Research Analyst having registration number INH100001849. SMC or its associates has not been debarred/ suspended by SEBI or any other regulatory authority for accessing /dealing in securities market. SMC or its associates or its Research Analyst or his relatives do not hold any financial interest in the subject company interest at the time of publication of this Report. SMC or its associates or its Research Analyst or his relatives do not hold any actual/beneficial ownership of more than 1% (one percent) in the subject company, at the end of the month immediately preceding the date of publication of this Report. SMC or its associates its Research Analyst or his relatives does not have any material conflict of interest at the time of publication of this Report.

SMC or its associates/analyst has not received any compensation from the subject company covered by the Research Analyst during the past twelve months. The subject company has not been a client of SMC during the past twelve months. SMC or its associates has not received any compensation or other benefits from the subject company covered by analyst or third party in connection with the present Research Report. The Research Analyst has not served as an officer, director or employee of the subject company covered by him/her and SMC has not been engaged in the market making activity for the subject company covered by the Research Analyst in this report.

The views expressed by the Research Analyst in this Report are based solely on information available publicly available/internal data/ other reliable sources believed to be true. SMC does not represent/ provide any warranty expressly or impliedly to the accuracy, contents or views expressed herein and investors are advised to independently evaluate the market conditions/risks involved before making any investment decision. The research analysts who have prepared this Report hereby certify that the views /opinions expressed in this Report are their personal independent views/opinions in respect of the subject company.

**Disclaimer:** This Research Report is for the personal information of the authorized recipient and doesn't construe to be any investment, legal or taxation advice to the investor. It is only for private circulation and use. The Research Report is based upon information that we consider reliable, but we do not represent that it is accurate or complete, and it should not be relied upon as such. No action is solicited on the basis of the contents of this Research Report. The Research Report should not be reproduced or redistributed to any other person(s) in any form without prior written permission of the SMC. The contents of this material are general and are neither comprehensive nor inclusive. Neither SMC nor any of its affiliates, associates, representatives, directors or employees shall be responsible for any loss or damage that may arise to any person due to any action taken on the basis of this Research Report. It does not constitute personal recommendations or take into account the particular investment objectives, financial situations or needs of an individual client or a corporate/s or any entity/s. All investments involve risk and past performance doesn't guarantee future results. The value of, and income from investments may vary because of the changes in the macro and micro factors given at a certain period of time. The person should use his/her own judgment while taking investment decisions. Please note that SMC its affiliates, Research Analyst, officers, directors, and employees, including persons involved in the preparation or issuance of this Research Report: (a) from time to time, may have long or short positions in, and buy or sell the securities thereof, of the subject company(ies) mentioned here in; or (b) be engaged in any other transaction involving such securities and earn brokerage or other compensation or act as a market maker in the financial instruments of the subject company(ies) discussed herein or may perform or seek to perform investment banking services for such company(ies) or act as advisor or lender/borrower to such subject company(ies); or (c) may have any other potential conflict of interest with respect to any recommendation and related information and opinions. All disputes shall be subject to the exclusive jurisdiction of Delhi High court.