

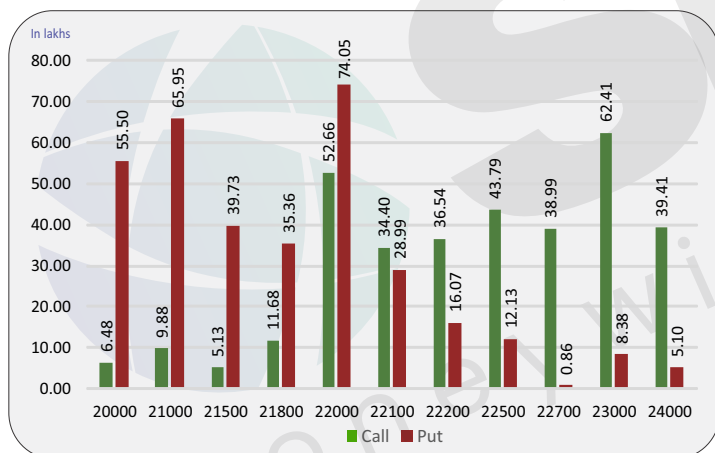
Index level

Index	Close	S1	S2	R1	R2
NIFTY	22103	22000	21900	22200	22300
BANKNIFTY	46795	46600	46400	47000	47200

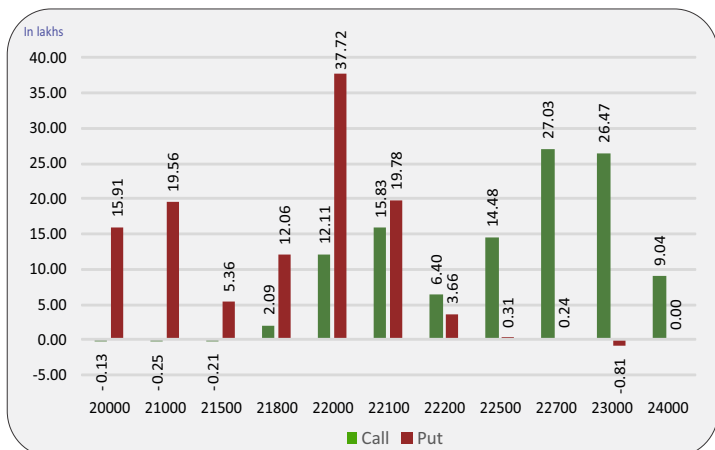
Nifty snapshot

	21-Mar	20-Mar
Nifty Spot	22011.95	21839.10
Nifty Mar	22102.50	21910.05
Nifty Apr	22266.55	22076.15
Chg. OI (Mar) (%)	-2.19	-1.83
Chg. OI (Apr) (%)	10.36	8.68
50 Day SMA	21929	21921
100 Day SMA	21197	21174
200 Day SMA	20303	20294

Nifty option OI concentration



Nifty option OI change



Nifty outlook

Gift Nifty 22065 (-38)

Today the markets are likely to open on flat note. All the emerging markets are trading mixed. The coming session is likely to witness a range of 22000 on declines and 22200 on advances.

Stock is in ban period

BALRAMCHIN, BIOCON, INDUSTOWER, PEL, SAIL, TATACHEM, ZEEL

Sentiment indicator

	21-Mar	20-Mar	19-Mar	18-Mar	15-Mar
NIFTY Discount/Premium	90.55	70.95	69.05	79.75	109.85
COST OF CARRY%	0.92	0.91	0.89	0.88	0.85
PCR(OI)	1.12	1.02	1.04	1.14	1.17
PCR(VOL)	1.01	0.97	0.87	1.06	0.96
A/D RATIO(Nifty 50)	7.17	0.96	0.26	0.85	0.36
A/D RATIO(All FO Stock)*	18.89	1.12	0.13	0.75	0.55
IMPLIED VOLATILITY	11.90	12.89	13.40	13.31	13.17
VIX	12.51	13.47	14.11	13.90	13.69
HISTORICAL VOLATILITY	14.68	14.67	14.71	14.67	14.7

*All Future Stock

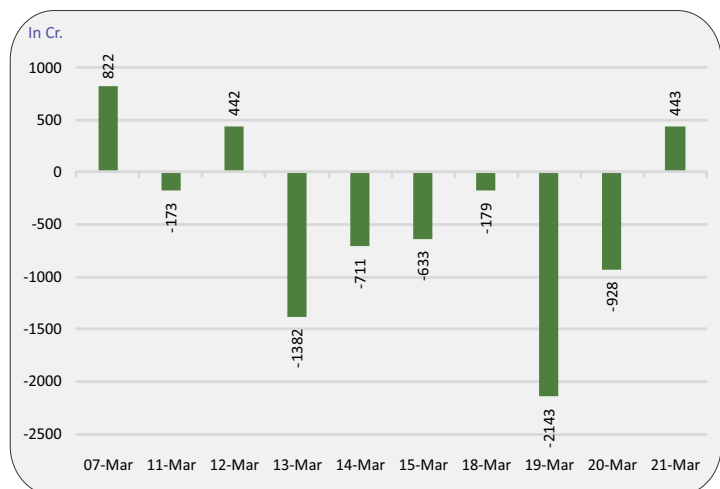
Nifty v/s OI

Date	Nifty	% Change	Open Interest	% Change
13-Mar	22103	-1.5%	12175750	-2.6%
14-Mar	22265	0.7%	12907650	6.0%
15-Mar	22133	-0.6%	12552850	-2.7%
18-Mar	22135	0.0%	12686550	1.1%
19-Mar	21887	-1.1%	11935350	-5.9%
20-Mar	21910	0.1%	11716850	-1.8%
21-Mar	22103	0.9%	11460200	-2.2%

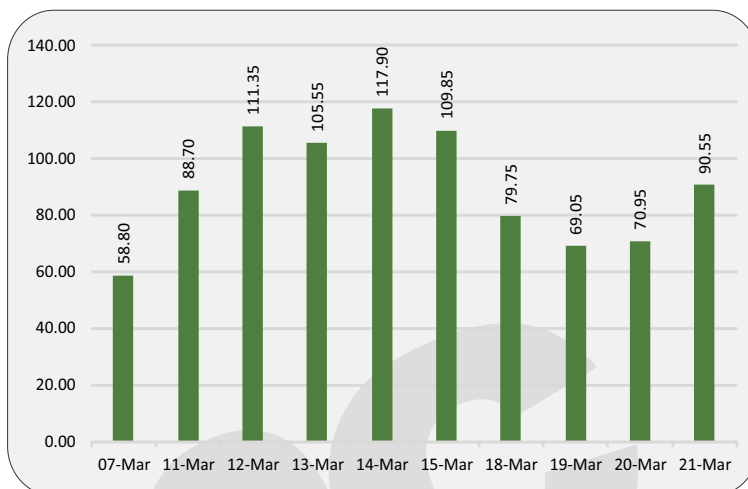
Fund flow (FII/DII)

	Net investment (in cr)
FII INDEX FUTURE	443
FII INDEX OPTION	-34433
FII STOCK FUTURE	3283
FII STOCK OPTION	624
FII CASH	-1,827
DII CASH	3,209

FII'S activity in Nifty future



Nifty discount / premium



Top 10 long build up

	LTP	%Change	Open Interest	% OI Change
SRF	2551.1	3.39%	3531375	5.36%
ASIANPAINT	2820.6	0.06%	7950400	4.33%
MUTHOOTFIN	1427.4	6.51%	6338200	3.42%
SIEMENS	4953.9	4.92%	1061700	3.07%
MFSL	955.8	0.95%	8971200	2.27%
ALKEM	4812.8	0.35%	1144600	1.71%
HINDUNILVR	2250.5	0.03%	13901400	1.48%
NAUKRI	5321.8	3.97%	1216500	1.10%
BHARATFORG	1106.7	0.93%	7048500	0.90%
DRREDDY	6132.5	0.24%	1995125	0.76%

Indices to out perform

	Closing	% Change
ENERGY	38328	1.85%
PSE	8935	3.51%
SMALLCAP	14960	2.51%
MIDCAP	13305	2.55%
AUTO	20700	1.44%

Indices to under perform

	Closing	% Change
BANK	46685	0.81%
IT	36027	0.78%
FIN SERVICE	20715	0.83%
MEDIA	1827	1.79%
PHARMA	18583	1.20%

Top 10 short build up

	LTP	% Change	Open Interest	% OI Change

Stocks to out perform

	Closing	% Change
BHEL	237.9	5.38%
RECLTD	447.1	6.44%
HDFCAMC	3670.4	1.59%
M&MFIN	268.3	2.25%
GAIL	175.6	0.83%

Stocks to under perform

	Closing	% Change
DRREDDY	6132.5	0.24%
GODREJCP	1234.6	1.45%
MFSL	955.8	0.95%
UBL	1725.5	0.84%
VEDL	274.1	2.31%

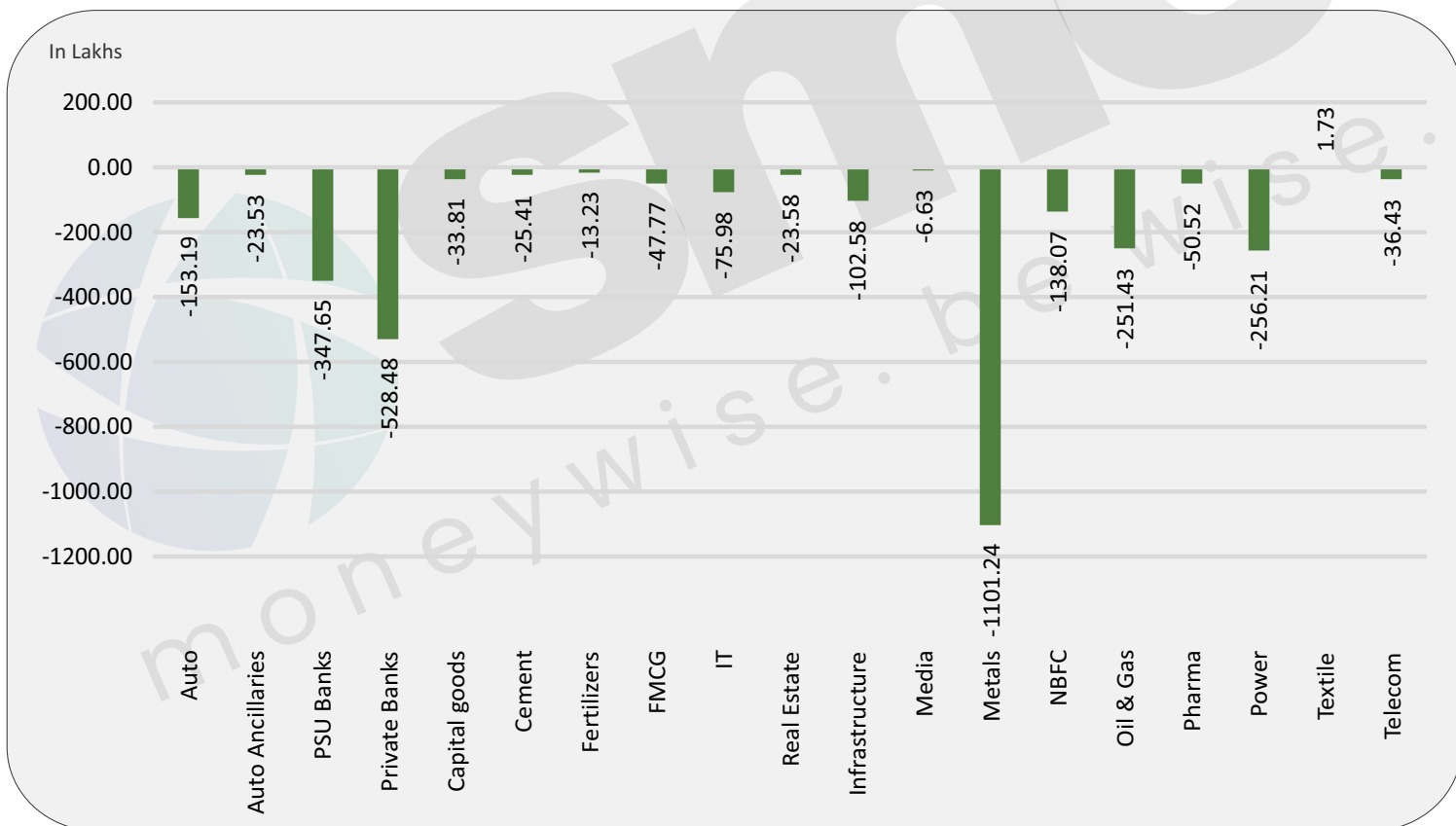
Sector overview

Scripts/Indexes	OI Change	Volume Change (%)	Price Change	Remark
Auto	-15318625	-29.9%	1.5%	Short Covering
Auto Ancillaries	-2353300	78.3%	1.5%	Short Covering
PSU Banks	-34764500	-20.8%	2.4%	Short Covering
Private Banks	-52848000	-0.3%	1.7%	Short Covering
Capital goods	-3381150	156.0%	3.3%	Short Covering
Cement	-2541288	16.1%	1.7%	Short Covering
Fertilizers	-1322500	-70.8%	0.8%	Short Covering
FMCG	-4776550	25.6%	0.8%	Short Covering
IT	-7597650	84.9%	1.7%	Short Covering
Real Estate	-2358175	15.1%	3.8%	Short Covering

Sector overview

Scripts/Indexes	OI Change	Volume Change (%)	Price Change	Remark
Infrastructure	-10258000	36.9%	5.0%	Short Covering
Media	-663000	15.7%	2.0%	Short Covering
Metals	-110123550	73.7%	3.4%	Short Covering
NBFC	-13807156	27.5%	3.7%	Short Covering
Oil & Gas	-25143000	25.8%	2.0%	Short Covering
Pharma	-5052450	-8.0%	1.4%	Short Covering
Power	-25621200	90.5%	3.9%	Short Covering
Textile	172530	151.2%	2.9%	Long Buildup
Telecom	-3642500	9.1%	-0.6%	Long Unwinding

Change in sector open interest



E-mail: smc.care@smcindiaonline.com



Corporate Office:

11/6B, Shanti Chamber,
Pusa Road, New Delhi - 110005
Tel: +91-11-30111000
www.smcindiaonline.com

Mumbai Office:

Lotus Corporate Park, A Wing 401 / 402, 4th Floor,
Graham Firth Steel Compound, Off Western
Express Highway, Jay Coach Signal, Goreagon
(East) Mumbai - 400063
Tel: 91-22-67341600, Fax: 91-22-67341697

Kolkata Office:

18, Rabindra Sarani, Poddar Court, Gate No-4,
5th Floor, Kolkata - 700001
Tel.: 033 6612 7000/033 4058 7000
Fax: 033 6612 7004/033 4058 7004

Investments in securities market are subject to market risks, read all the related documents carefully before investing. Registration granted by SEBI and certification from NISM in no way guarantee performance of the intermediary or provide any assurance of returns to investors. The securities quoted are for illustration only and are not recommendatory. SMC is a SEBI registered Research Analyst having registration number INH100001849. CIN : L74899DL1994PLC063609.

SMC Global Securities Ltd. (hereinafter referred to as "SMC") is regulated by the Securities and Exchange Board of India ("SEBI") and is licensed to carry on the business of broking, depository services and related activities. SMC is a registered member of National Stock Exchange of India Limited, Bombay Stock Exchange Limited, MSEI (Metropolitan Stock Exchange of India Ltd) and M/s SMC Comtrade Ltd is a registered member of National Commodity and Derivative Exchange Limited and Multi Commodity Exchanges of India and other commodity exchanges in India. SMC is also registered as a Depository Participant with CDSL and NSDL. SMC's other associates are registered as Merchant Bankers, Portfolio Managers, NBFC with SEBI and Reserve Bank of India. It also has registration with AMFI as a Mutual Fund Distributor.

SMC is a SEBI registered Research Analyst having registration number INH100001849. SMC or its associates has not been debarred/ suspended by SEBI or any other regulatory authority for accessing /dealing in securities market. SMC or its associates or its Research Analyst or his relatives do not hold any financial interest in the subject company interest at the time of publication of this Report. SMC or its associates or its Research Analyst or his relatives do not hold any actual/beneficial ownership of more than 1% (one percent) in the subject company, at the end of the month immediately preceding the date of publication of this Report. SMC or its associates its Research Analyst or his relatives does not have any material conflict of interest at the time of publication of this Report.

SMC or its associates/analyst has not received any compensation from the subject company covered by the Research Analyst during the past twelve months. The subject company has not been a client of SMC during the past twelve months. SMC or its associates has not received any compensation or other benefits from the subject company covered by analyst or third party in connection with the present Research Report. The Research Analyst has not served as an officer, director or employee of the subject company covered by him/her and SMC has not been engaged in the market making activity for the subject company covered by the Research Analyst in this report.

The views expressed by the Research Analyst in this Report are based solely on information available publicly available/internal data/ other reliable sources believed to be true. SMC does not represent/ provide any warranty expressly or impliedly to the accuracy, contents or views expressed herein and investors are advised to independently evaluate the market conditions/risks involved before making any investment decision. The research analysts who have prepared this Report hereby certify that the views /opinions expressed in this Report are their personal independent views/opinions in respect of the subject company.

Disclaimer: This Research Report is for the personal information of the authorized recipient and doesn't construe to be any investment, legal or taxation advice to the investor. It is only for private circulation and use. The Research Report is based upon information that we consider reliable, but we do not represent that it is accurate or complete, and it should not be relied upon as such. No action is solicited on the basis of the contents of this Research Report. The Research Report should not be reproduced or redistributed to any other person(s) in any form without prior written permission of the SMC. The contents of this material are general and are neither comprehensive nor inclusive. Neither SMC nor any of its affiliates, associates, representatives, directors or employees shall be responsible for any loss or damage that may arise to any person due to any action taken on the basis of this Research Report. It does not constitute personal recommendations or take into account the particular investment objectives, financial situations or needs of an individual client or a corporate/s or any entity/s. All investments involve risk and past performance doesn't guarantee future results. The value of, and income from investments may vary because of the changes in the macro and micro factors given at a certain period of time. The person should use his/her own judgment while taking investment decisions. Please note that SMC its affiliates, Research Analyst, officers, directors, and employees, including persons involved in the preparation or issuance of this Research Report: (a) from time to time, may have long or short positions in, and buy or sell the securities thereof, of the subject company(ies) mentioned here in; or (b) be engaged in any other transaction involving such securities and earn brokerage or other compensation or act as a market maker in the financial instruments of the subject company(ies) discussed herein or may perform or seek to perform investment banking services for such company(ies) or act as advisor or lender/borrower to such subject company(ies); or (c) may have any other potential conflict of interest with respect to any recommendation and related information and opinions. All disputes shall be subject to the exclusive jurisdiction of Delhi High court.