

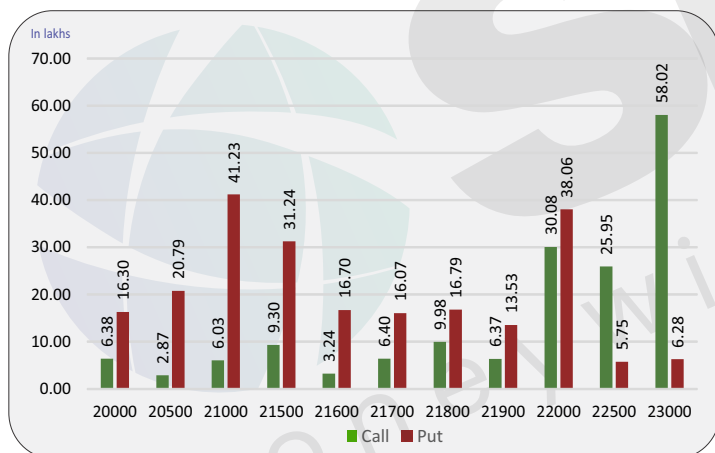
Index level

Index	Close	S1	S2	R1	R2
NIFTY	22171	22000	21900	22200	22300
BANKNIFTY	46639	46400	46200	46800	47000

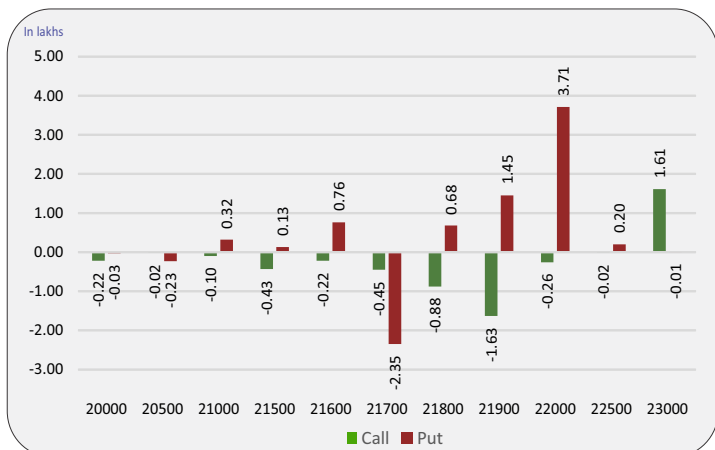
Nifty snapshot

	19-Feb	16-Feb
Nifty Spot	22122.25	22040.70
Nifty Jan	22171.40	22097.80
Nifty Feb	22312.05	22242.25
Chg. OI (Jan) (%)	1.25	1.42
Chg. OI (Feb) (%)	9.02	7.93
50 Day SMA	21591	21577
100 Day SMA	20621	20612
200 Day SMA	19879	19870

Nifty option OI concentration



Nifty option OI change



Nifty outlook

Gift Nifty 22135 (-36)

Today the markets are likely to open on flat note. All the emerging markets are trading mixed. The coming session is likely to witness a range of 22000 on declines and 22200 on advances

Stock is in ban period

ABFRL, ASHOKLEY, BANDHANBNK, BIOCON, CANBK, HINDCOPPER, INDIACEM, INDUSTOWER, NATIONALUM, SAIL, ZEEL

Sentiment indicator

	19-Feb	16-Feb	15-Feb	14-Feb	13-Feb
NIFTY Discount/Premium	49.15	57.10	94.30	76.80	80.50
COST OF CARRY%	0.88	0.85	0.84	0.83	0.82
PCR(OI)	1.17	1.22	1.17	1.20	1.18
PCR(VOL)	1.28	1.27	1.15	1.01	1.17
A/D RATIO(Nifty 50)	1.18	2.77	1.23	2.06	2.69
A/D RATIO(All FO Stock)*	1.06	2.91	1.73	2.40	2.65
IMPLIED VOLATILITY	14.45	13.94	13.99	13.98	14.43
VIX	16.02	15.22	15.23	15.44	15.81
HISTORICAL VOLATILITY	14.84	14.88	14.9	14.93	14.96

*All Future Stock

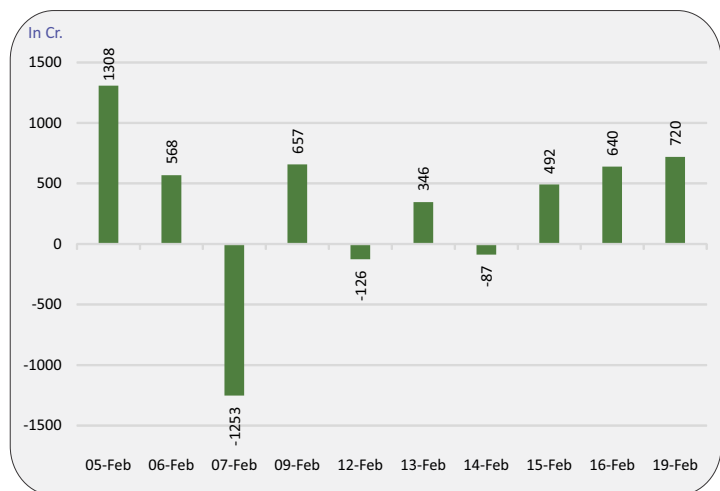
Nifty v/s OI

Date	Nifty	% Change	Open Interest	% Change
09-Feb	21843	-0.7%	11684900	-3.5%
12-Feb	21698	-0.7%	11851500	1.4%
13-Feb	21824	0.6%	11995600	1.2%
14-Feb	21917	0.4%	11818300	-1.5%
15-Feb	22005	0.4%	11450650	-3.1%
16-Feb	22098	0.4%	11613300	1.4%
19-Feb	22171	0.3%	11758800	1.3%

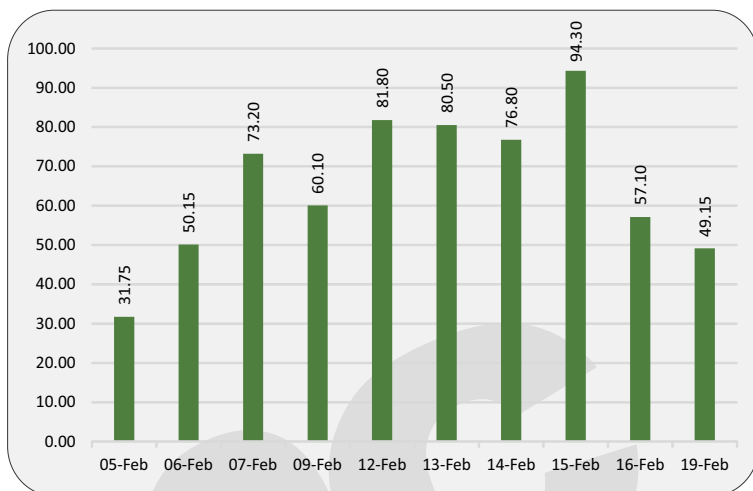
Fund flow (FII/DII)

	Net investment (in cr)
FII INDEX FUTURE	720
FII INDEX OPTION	-25424
FII STOCK FUTURE	-2107
FII STOCK OPTION	-429
FII CASH	-755
DII CASH	453

FII'S activity in Nifty future



Nifty discount / premium



Top 10 long build up

	LTP	% Change	Open Interest	% OI Change
DIXON	6775.9	5.77%	1391200	8.20%
BAJAJ-AUTO	8370.4	0.83%	1990250	8.11%
METROPOLIS	1788.8	0.15%	1144400	6.08%
BIOCON	291.9	0.99%	37412500	5.86%
COROMANDEL	1109.8	1.51%	1436400	5.18%
LALPATHLAB	2507.6	1.08%	1230900	4.22%
BOSCHLTD	28854.8	2.26%	197450	4.09%
LAURUSLABS	407.6	1.58%	12670100	4.08%
CIPLA	1469.1	1.94%	9009000	3.83%
ICICIGI	1648.5	0.09%	3027000	3.22%

Indices to out perform

	Closing	% Change
AUTO	20482	0.28%
PHARMA	19038	0.88%
FMCG	53943	0.79%
MEDIA	2174	0.41%
REALTY	877	-0.67%

Indices to under perform

	Closing	% Change
ENERGY	39805	0.31%
PSE	9411	-0.14%
BANK	46536	0.32%
PSU BANK	7101	-0.47%
FIN SERVICE	20549	0.37%

Top 10 short build up

	LTP	% Change	Open Interest	% OI Change
LUPIN	1592.4	-2.08%	7348250	9.54%
SBILIFE	1494.0	-1.08%	7872750	6.23%
HDFCAMC	3744.9	-3.28%	2906400	5.37%
KOTAKBANK	1733.3	-0.43%	30588400	5.18%
BATAINDIA	1435.5	-0.26%	2663625	3.80%
HDFCLIFE	587.3	-1.26%	28744100	3.39%
AXISBANK	1066.2	-0.57%	46620000	2.91%
LT	3342.3	-1.43%	14350500	2.86%
SUNTV	618.2	-0.76%	6130500	2.82%
HINDPETRO	556.5	-1.94%	32132700	2.58%

Stocks to out perform

	Closing	% Change
NATIONALUM	158.6	-1.58%
RECLTD	469.8	-1.05%
HDFCAMC	3744.9	-3.28%
M&MFIN	289.6	0.52%
GAIL	183.9	0.57%

Stocks to under perform

	Closing	% Change
GODREJCP	1233.7	-0.70%
MFSL	982.8	0.79%
UBL	1770.9	1.80%
BHEL	226.1	-0.20%
ESCORTS	2964.0	0.85%

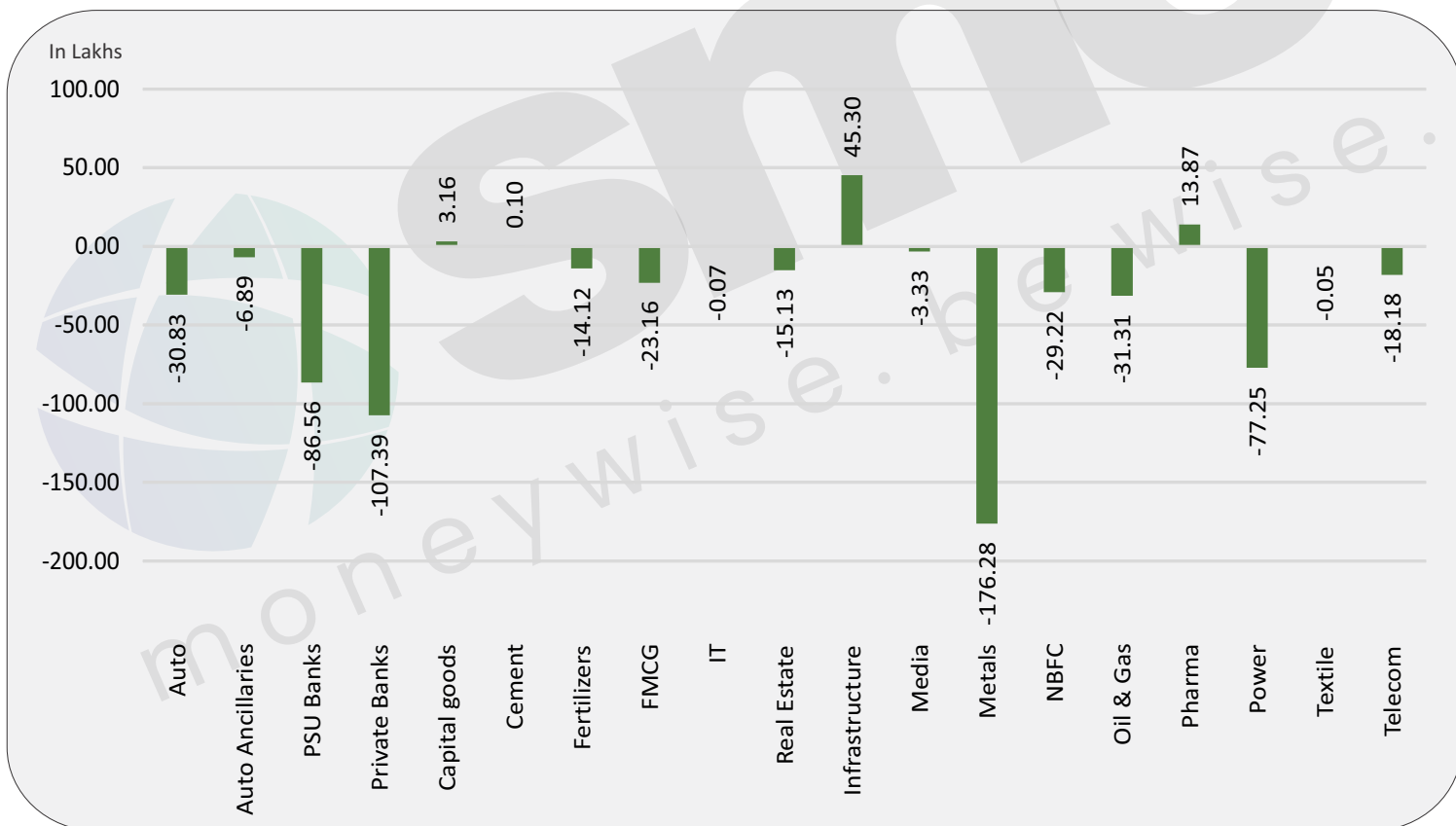
Sector overview

Scripts/Indexes	OI Change	Volume Change (%)	Price Change	Remark
Auto	-3083100	-45.1%	0.0%	Short Covering
Auto Ancillaries	-688750	-36.2%	0.2%	Short Covering
PSU Banks	-8655650	-48.2%	-1.2%	Long Unwinding
Private Banks	-10738875	-19.0%	-0.1%	Long Unwinding
Capital goods	315900	-25.2%	0.1%	Long Buildup
Cement	10195	-30.6%	0.7%	Long Buildup
Fertilizers	-1412200	-5.6%	0.1%	Short Covering
FMCG	-2315975	-24.7%	0.5%	Short Covering
IT	-6775	-28.7%	-0.2%	Long Unwinding
Real Estate	-1513475	-27.6%	-1.3%	Long Unwinding

Sector overview

Scripts/Indexes	OI Change	Volume Change (%)	Price Change	Remark
Infrastructure	4530000	14.5%	3.1%	Long Buildup
Media	-333000	-41.2%	-1.9%	Long Unwinding
Metals	-17627700	-45.4%	-0.1%	Long Unwinding
NBFC	-2922334	14.5%	0.0%	Long Unwinding
Oil & Gas	-3131475	-28.1%	0.4%	Short Covering
Pharma	1386925	-10.0%	0.5%	Long Buildup
Power	-7724775	-25.1%	0.3%	Short Covering
Textile	-4785	-24.0%	-0.3%	Long Unwinding
Telecom	-1818000	125.0%	1.7%	Short Covering

Change in sector open interest



E-mail: smc.care@smcindiaonline.com



Corporate Office:

11/6B, Shanti Chamber,
Pusa Road, New Delhi - 110005
Tel: +91-11-30111000
www.smcindiaonline.com

Mumbai Office:

Lotus Corporate Park, A Wing 401 / 402, 4th Floor,
Graham Firth Steel Compound, Off Western
Express Highway, Jay Coach Signal, Goreagon
(East) Mumbai - 400063
Tel: 91-22-67341600, Fax: 91-22-67341697

Kolkata Office:

18, Rabindra Sarani, Poddar Court, Gate No-4,
5th Floor, Kolkata - 700001
Tel.: 033 6612 7000/033 4058 7000
Fax: 033 6612 7004/033 4058 7004

Investments in securities market are subject to market risks, read all the related documents carefully before investing. Registration granted by SEBI and certification from NISM in no way guarantee performance of the intermediary or provide any assurance of returns to investors. The securities quoted are for illustration only and are not recommendatory. SMC is a SEBI registered Research Analyst having registration number INH100001849. CIN : L74899DL1994PLC063609.

SMC Global Securities Ltd. (hereinafter referred to as "SMC") is regulated by the Securities and Exchange Board of India ("SEBI") and is licensed to carry on the business of broking, depository services and related activities. SMC is a registered member of National Stock Exchange of India Limited, Bombay Stock Exchange Limited, MSEI (Metropolitan Stock Exchange of India Ltd) and M/s SMC Comtrade Ltd is a registered member of National Commodity and Derivative Exchange Limited and Multi Commodity Exchanges of India and other commodity exchanges in India. SMC is also registered as a Depository Participant with CDSL and NSDL. SMC's other associates are registered as Merchant Bankers, Portfolio Managers, NBFC with SEBI and Reserve Bank of India. It also has registration with AMFI as a Mutual Fund Distributor.

SMC is a SEBI registered Research Analyst having registration number INH100001849. SMC or its associates has not been debarred/ suspended by SEBI or any other regulatory authority for accessing /dealing in securities market. SMC or its associates or its Research Analyst or his relatives do not hold any financial interest in the subject company interest at the time of publication of this Report. SMC or its associates or its Research Analyst or his relatives do not hold any actual/beneficial ownership of more than 1% (one percent) in the subject company, at the end of the month immediately preceding the date of publication of this Report. SMC or its associates its Research Analyst or his relatives does not have any material conflict of interest at the time of publication of this Report.

SMC or its associates/analyst has not received any compensation from the subject company covered by the Research Analyst during the past twelve months. The subject company has not been a client of SMC during the past twelve months. SMC or its associates has not received any compensation or other benefits from the subject company covered by analyst or third party in connection with the present Research Report. The Research Analyst has not served as an officer, director or employee of the subject company covered by him/her and SMC has not been engaged in the market making activity for the subject company covered by the Research Analyst in this report.

The views expressed by the Research Analyst in this Report are based solely on information available publicly available/internal data/ other reliable sources believed to be true. SMC does not represent/ provide any warranty expressly or impliedly to the accuracy, contents or views expressed herein and investors are advised to independently evaluate the market conditions/risks involved before making any investment decision. The research analysts who have prepared this Report hereby certify that the views /opinions expressed in this Report are their personal independent views/opinions in respect of the subject company.

Disclaimer: This Research Report is for the personal information of the authorized recipient and doesn't construe to be any investment, legal or taxation advice to the investor. It is only for private circulation and use. The Research Report is based upon information that we consider reliable, but we do not represent that it is accurate or complete, and it should not be relied upon as such. No action is solicited on the basis of the contents of this Research Report. The Research Report should not be reproduced or redistributed to any other person(s) in any form without prior written permission of the SMC. The contents of this material are general and are neither comprehensive nor inclusive. Neither SMC nor any of its affiliates, associates, representatives, directors or employees shall be responsible for any loss or damage that may arise to any person due to any action taken on the basis of this Research Report. It does not constitute personal recommendations or take into account the particular investment objectives, financial situations or needs of an individual client or a corporate/s or any entity/s. All investments involve risk and past performance doesn't guarantee future results. The value of, and income from investments may vary because of the changes in the macro and micro factors given at a certain period of time. The person should use his/her own judgment while taking investment decisions. Please note that SMC its affiliates, Research Analyst, officers, directors, and employees, including persons involved in the preparation or issuance of this Research Report: (a) from time to time, may have long or short positions in, and buy or sell the securities thereof, of the subject company(ies) mentioned herein; or (b) be engaged in any other transaction involving such securities and earn brokerage or other compensation or act as a market maker in the financial instruments of the subject company(ies) discussed herein or may perform or seek to perform investment banking services for such company(ies) or act as advisor or lender/borrower to such subject company(ies); or (c) may have any other potential conflict of interest with respect to any recommendation and related information and opinions. All disputes shall be subject to the exclusive jurisdiction of Delhi High court.