

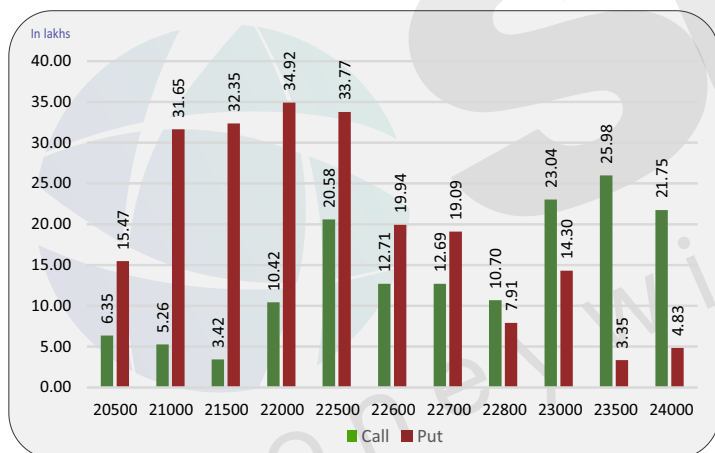
Index level

Index	Close	S1	S2	R1	R2
NIFTY	22774	22800	22700	23000	23100
BANKNIFTY	49388	49200	49000	49600	49800

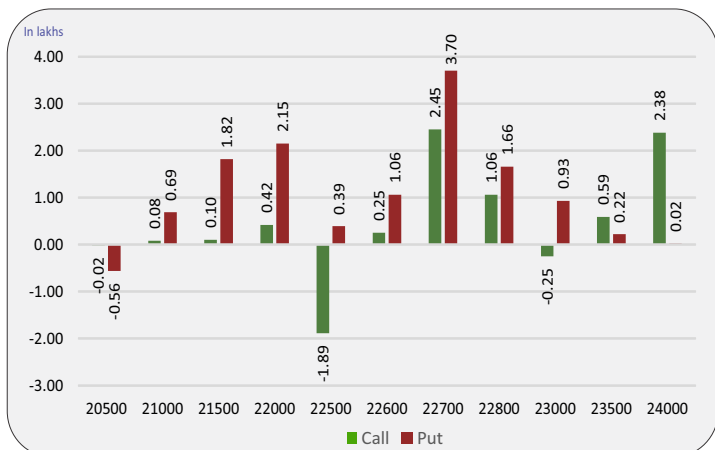
Nifty snapshot

	02-May	30-Apr
Nifty Spot	22648.20	22604.85
Nifty May	22773.95	22718.30
Nifty Jun	22873.40	22818.50
Chg. OI (May) (%)	2.52	0.37
Chg. OI (Jun) (%)	-0.77	5.16
50 Day SMA	22282	22274
100 Day SMA	21902	21890
200 Day SMA	20747	20740

Nifty option OI concentration



Nifty option OI change



Nifty outlook

Gift Nifty 22877 (+103)

Today the markets are likely to open on positive note. All the emerging markets are trading mixed. The coming session is likely to witness a range of 22800 on declines and 23000 on advances.

Stock is in ban period

ABFRL, BIOCON, IDEA

Sentiment indicator

	02-May	30-Apr	29-Apr	26-Apr	25-Apr
NIFTY Discount/Premium	125.75	113.45	107.15	136.05	83.60
COST OF CARRY%	0.67	0.65	0.63	0.62	0.58
PCR(OI)	1.39	1.39	1.41	1.34	1.37
PCR(VOL)	1.16	1.23	1.24	1.15	1.03
A/D RATIO(Nifty 50)	1.45	0.81	2.06	0.58	5.13
A/D RATIO(All FO Stock)*	2.28	0.99	1.03	1.62	3.21
IMPLIED VOLATILITY	11.76	12.10	11.79	11.65	11.60
VIX	13.45	12.87	12.24	10.93	10.73
HISTORICAL VOLATILITY	14.32	14.35	14.38	14.36	14.36

*All Future Stock

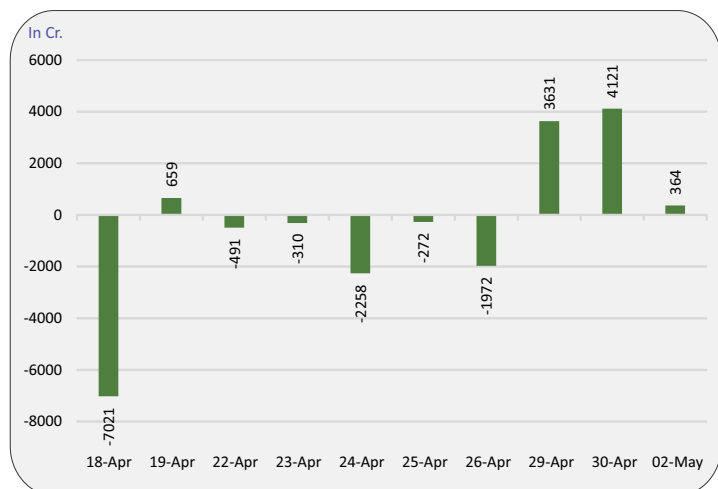
Nifty v/s OI

Date	Nifty	% Change	Open Interest	% Change
23-Apr	22486	0.0%	7013650	31.5%
24-Apr	22510	0.1%	8788750	25.3%
25-Apr	22654	0.6%	11448050	30.3%
26-Apr	22556	-0.4%	10399450	-9.2%
29-Apr	22751	0.9%	10735775	3.2%
30-Apr	22718	-0.1%	10775525	0.4%
02-May	22774	0.2%	11047500	2.5%

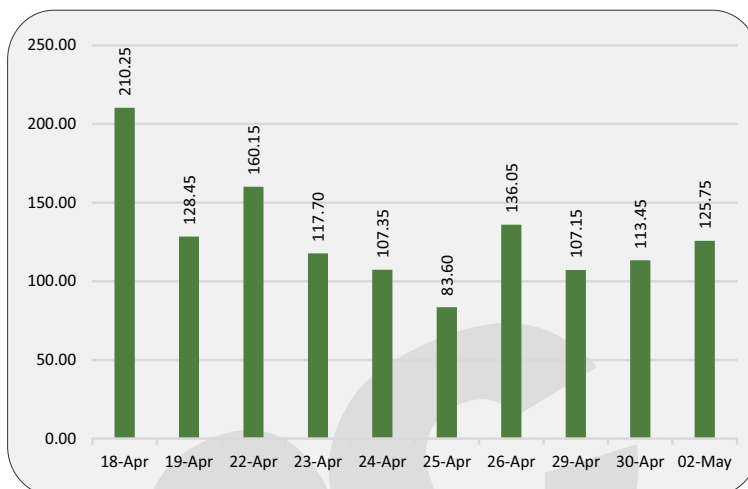
Fund flow (FII/DII)

	Net investment (in cr)
FII INDEX FUTURE	364
FII INDEX OPTION	-22053
FII STOCK FUTURE	5163
FII STOCK OPTION	-71
FII CASH	-964
DII CASH	1,352

FII'S activity in Nifty future



Nifty discount / premium



Top 10 long build up

	LTP	% Change	Open Interest	% OI Change
L&TFH	165.3	1.91%	18954576	96.03%
RECLTD	558.2	9.49%	5.50E+07	14.68%
BOSCHLTD	30914.4	4.82%	380900	10.54%
DRREDDY	6298.2	1.39%	2322250	9.42%
NAVINFUOR	3462.1	0.42%	2268600	9.21%
INDIAMART	2876.4	8.61%	1234200	9.12%
UBL	2021.0	0.27%	3010400	9.03%
IOC	175.0	3.09%	170688375	8.55%
DABUR	530.6	3.75%	22791250	7.47%
PEL	952.2	2.32%	12453000	7.09%

Indices to out perform

	Closing	% Change
AUTO	22734	1.13%
ENERGY	40801	1.08%
PSE	10222	2.29%
FMCG	54491	0.46%
MIDCAP	14244	0.58%

Indices to under perform

	Closing	% Change
IT	33203	0.01%
BANK	49231	-0.34%
MEDIA	1863	-1.58%
SMALLCAP	17019	0.04%
METAL	9280	1.13%

Top 10 short build up

	LTP	% Change	Open Interest	% OI Change
HINDALCO	648.0	-0.15%	47903800	17.58%
COFORGE	5000.7	-2.07%	2242800	17.01%
IGL	456.1	-2.66%	17979500	15.20%
PIDILITIND	3016.7	-1.49%	1849250	13.28%
KOTAKBANK	1590.9	-2.78%	58196400	9.12%
BSOFT	649.6	-0.75%	11979000	8.45%
RAMCOCEM	779.2	-2.45%	8704000	8.31%
PNB	139.4	-1.76%	252120000	7.95%
GODREJPROP	2557.6	-4.07%	4623650	7.71%
HCLTECH	1355.5	-0.25%	20487250	7.20%

Stocks to out perform

	Closing	% Change
RECLTD	558.2	9.49%
HDFCAMC	3963.0	0.97%
M&MFIN	266.7	1.46%
GAIL	206.4	-2.04%
BHEL	294.7	4.06%

Stocks to under perform

	Closing	% Change
DRREDDY	6298.2	1.39%
GODREJCP	1240.4	1.22%
MFSL	1031.7	1.36%
UBL	2021.0	0.27%
EXIDEIND	467.8	-1.71%

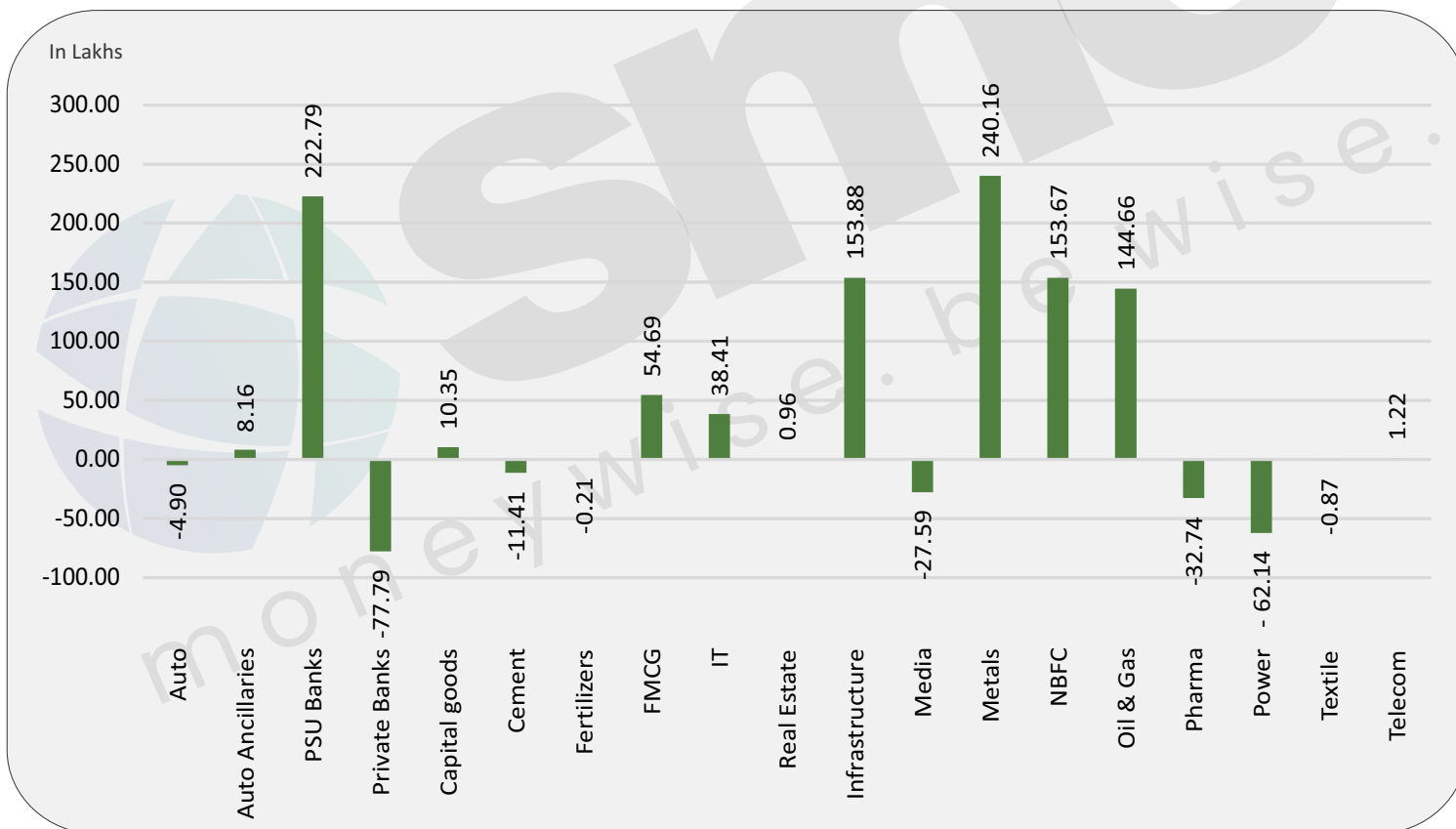
Sector overview

Scripts/Indexes	OI Change	Volume Change (%)	Price Change	Remark
Auto	-490400	17.0%	1.9%	Short Covering
Auto Ancillaries	816025	62.9%	1.6%	Long Buildup
PSU Banks	22279000	-57.4%	-0.2%	Short Buildup
Private Banks	-7779275	-36.8%	0.5%	Short Covering
Capital goods	1035000	48.1%	0.9%	Long Buildup
Cement	-1140689	-18.9%	0.4%	Short Covering
Fertilizers	-20850	-29.8%	1.8%	Short Covering
FMCG	5469300	76.1%	0.4%	Long Buildup
IT	3840525	19.1%	0.0%	Short Buildup
Real Estate	95950	28.9%	-1.6%	Short Buildup

Sector overview

Scripts/Indexes	OI Change	Volume Change (%)	Price Change	Remark
Infrastructure	15387500	43.4%	3.0%	Long Buildup
Media	-2758500	-22.3%	-0.6%	Long Unwinding
Metals	24015550	49.2%	1.4%	Long Buildup
NBFC	15367322	-22.1%	2.7%	Long Buildup
Oil & Gas	14465900	13.9%	1.4%	Long Buildup
Pharma	-3273650	20.1%	1.2%	Short Covering
Power	-6213600	63.1%	3.2%	Short Covering
Textile	-87135	3.4%	1.2%	Short Covering
Telecom	122150	92.1%	-0.8%	Short Buildup

Change in sector open interest



E-mail: smc.care@smcindiaonline.com



Corporate Office:

11/6B, Shanti Chamber,
Pusa Road, New Delhi - 110005
Tel: +91-11-30111000
www.smcindiaonline.com

Mumbai Office:

Lotus Corporate Park, A Wing 401 / 402, 4th Floor,
Graham Firth Steel Compound, Off Western
Express Highway, Jay Coach Signal, Goreagon
(East) Mumbai - 400063
Tel: 91-22-67341600, Fax: 91-22-67341697

Kolkata Office:

18, Rabindra Sarani, Poddar Court, Gate No-4,
5th Floor, Kolkata - 700001
Tel.: 033 6612 7000/033 4058 7000
Fax: 033 6612 7004/033 4058 7004

Investments in securities market are subject to market risks, read all the related documents carefully before investing. Registration granted by SEBI and certification from NISM in no way guarantee performance of the intermediary or provide any assurance of returns to investors. The securities quoted are for illustration only and are not recommendatory. SMC is a SEBI registered Research Analyst having registration number INH100001849. CIN : L74899DL1994PLC063609.

SMC Global Securities Ltd. (hereinafter referred to as "SMC") is regulated by the Securities and Exchange Board of India ("SEBI") and is licensed to carry on the business of broking, depository services and related activities. SMC is a registered member of National Stock Exchange of India Limited, Bombay Stock Exchange Limited, MSEI (Metropolitan Stock Exchange of India Ltd) and M/s SMC Comtrade Ltd is a registered member of National Commodity and Derivative Exchange Limited and Multi Commodity Exchanges of India and other commodity exchanges in India. SMC is also registered as a Depository Participant with CDSL and NSDL. SMC's other associates are registered as Merchant Bankers, Portfolio Managers, NBFC with SEBI and Reserve Bank of India. It also has registration with AMFI as a Mutual Fund Distributor.

SMC is a SEBI registered Research Analyst having registration number INH100001849. SMC or its associates has not been debarred/ suspended by SEBI or any other regulatory authority for accessing /dealing in securities market. SMC or its associates or its Research Analyst or his relatives do not hold any financial interest in the subject company interest at the time of publication of this Report. SMC or its associates or its Research Analyst or his relatives do not hold any actual/beneficial ownership of more than 1% (one percent) in the subject company, at the end of the month immediately preceding the date of publication of this Report. SMC or its associates its Research Analyst or his relatives does not have any material conflict of interest at the time of publication of this Report.

SMC or its associates/analyst has not received any compensation from the subject company covered by the Research Analyst during the past twelve months. The subject company has not been a client of SMC during the past twelve months. SMC or its associates has not received any compensation or other benefits from the subject company covered by analyst or third party in connection with the present Research Report. The Research Analyst has not served as an officer, director or employee of the subject company covered by him/her and SMC has not been engaged in the market making activity for the subject company covered by the Research Analyst in this report.

The views expressed by the Research Analyst in this Report are based solely on information available publicly available/internal data/ other reliable sources believed to be true. SMC does not represent/ provide any warranty expressly or impliedly to the accuracy, contents or views expressed herein and investors are advised to independently evaluate the market conditions/risks involved before making any investment decision. The research analysts who have prepared this Report hereby certify that the views /opinions expressed in this Report are their personal independent views/opinions in respect of the subject company.

Disclaimer: This Research Report is for the personal information of the authorized recipient and doesn't construe to be any investment, legal or taxation advice to the investor. It is only for private circulation and use. The Research Report is based upon information that we consider reliable, but we do not represent that it is accurate or complete, and it should not be relied upon as such. No action is solicited on the basis of the contents of this Research Report. The Research Report should not be reproduced or redistributed to any other person(s) in any form without prior written permission of the SMC. The contents of this material are general and are neither comprehensive nor inclusive. Neither SMC nor any of its affiliates, associates, representatives, directors or employees shall be responsible for any loss or damage that may arise to any person due to any action taken on the basis of this Research Report. It does not constitute personal recommendations or take into account the particular investment objectives, financial situations or needs of an individual client or a corporate/s or any entity/s. All investments involve risk and past performance doesn't guarantee future results. The value of, and income from investments may vary because of the changes in the macro and micro factors given at a certain period of time. The person should use his/her own judgment while taking investment decisions. Please note that SMC its affiliates, Research Analyst, officers, directors, and employees, including persons involved in the preparation or issuance of this Research Report: (a) from time to time, may have long or short positions in, and buy or sell the securities thereof, of the subject company(ies) mentioned here in; or (b) be engaged in any other transaction involving such securities and earn brokerage or other compensation or act as a market maker in the financial instruments of the subject company(ies) discussed herein or may perform or seek to perform investment banking services for such company(ies) or act as advisor or lender/borrower to such subject company(ies); or (c) may have any other potential conflict of interest with respect to any recommendation and related information and opinions. All disputes shall be subject to the exclusive jurisdiction of Delhi High court.