

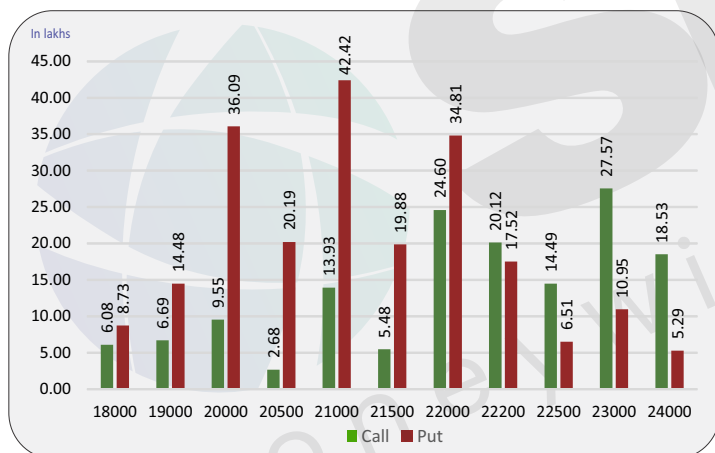
Index level

Index	Close	S1	S2	R1	R2
NIFTY	22338	22400	22300	22600	22700
BANKNIFTY	47578	47400	47200	47800	48000

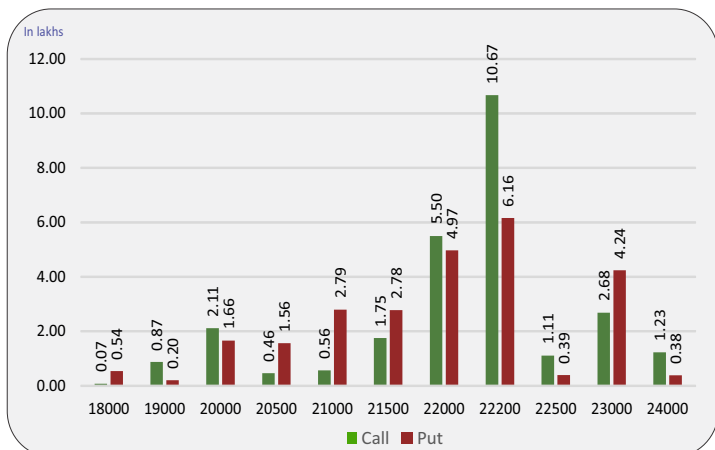
Nifty snapshot

	01-Mar	29-Feb
Nifty Spot	22338.75	21982.80
Nifty Mar	22443	22160.50
Nifty Apr	22579	22283.50
Chg. OI (Mar) (%)	32.59	31.12
Chg. OI (Apr) (%)	6.77	4.89
50 Day SMA	21766	21747
100 Day SMA	20859	20825
200 Day SMA	20068	20035

Nifty option OI concentration



Nifty option OI change



Nifty outlook

Gift Nifty 22511 (+173)

Today the markets are likely to open on positive note. All the emerging markets are trading in green. The coming session is likely to witness a range of 22400 on declines and 22600 on advances

Stock is in ban period

No Stocks

Sentiment indicator

	01-Mar	29-Feb	28-Feb	27-Feb	26-Feb
NIFTY Discount/Premium	177.70	124.55	150.50	169.75	161.60
COST OF CARRY%	0.69	0.66	0.66	0.66	0.63
PCR(OI)	1.36	1.45	1.55	1.47	1.52
PCR(VOL)	1.11	1.16	1.46	1.16	1.17
A/D RATIO(Nifty 50)	2.77	0.11	1.58	0.53	0.63
A/D RATIO(All FO Stock)*	4.24	0.12	0.88	0.59	0.74
IMPLIED VOLATILITY	14.25	15.01	14.20	14.16	13.53
VIX	15.57	16.33	15.73	15.60	14.97
HISTORICAL VOLATILITY	14.74	14.77	14.7	14.74	14.76

\*All Future Stock

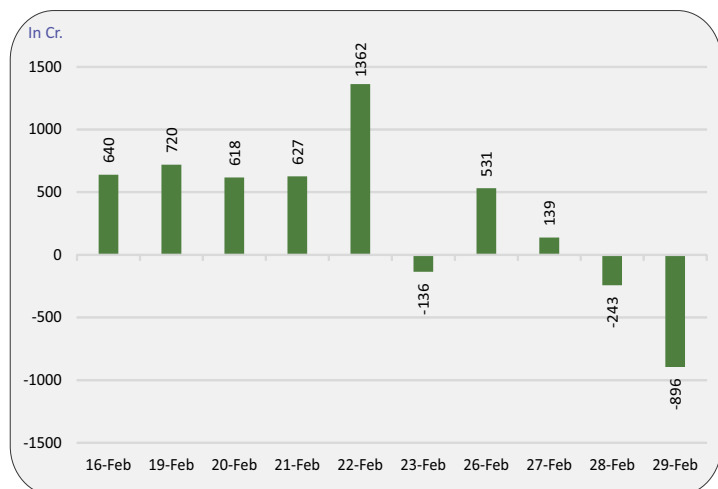
Nifty v/s OI

Date	Nifty	% Change	Open Interest	% Change
21-Feb	22212	-0.7%	1705400	18.7%
22-Feb	22383	0.8%	2543200	49.1%
23-Feb	22374	0.0%	3230400	27.0%
26-Feb	22292	-0.4%	4897600	51.6%
27-Feb	22349	0.3%	7524300	53.6%
28-Feb	22076	-1.2%	9865850	31.1%
29-Feb	22161	0.4%	13081300	32.6%

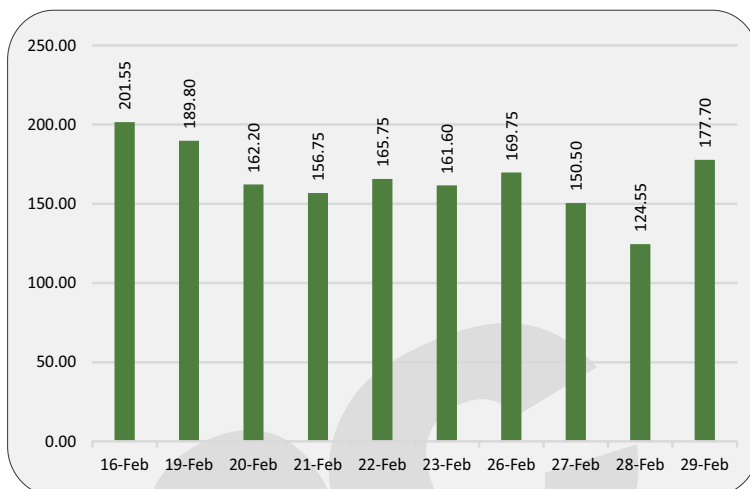
Fund flow (FII/DII)

	Net investment (in cr)
FII INDEX FUTURE	-896
FII INDEX OPTION	-335
FII STOCK FUTURE	-4181
FII STOCK OPTION	-2466
FII CASH	129
DII CASH	3,815

### FII'S activity in Nifty future



### Nifty discount / premium



### Top 10 long build up

	LTP	% Change	Open Interest	% OI Change
CANBK	569.4	3.01%	39366000	98.50%
CHAMBLFERT	351.8	1.63%	8692500	79.48%
TITAN	3650.8	0.93%	5192600	54.48%
HINDCOPPER	270.9	6.03%	31423700	50.79%
CUMMINSIND	2752.3	0.98%	3849300	46.34%
TVSMOTOR	2141.1	2.04%	4720450	45.40%
HINDPETRO	513.5	0.57%	38002500	44.49%
BERGEPAIN	553.8	3.02%	16559400	42.49%
BRITANNIA	4987.5	1.46%	2490600	42.47%
CANFINHOME	780.4	1.31%	3567525	40.73%

### Indices to out perform

	Closing	% Change
FMCG	54016	0.35%
IT	37720	-0.06%
PHARMA	19003	0.32%
FIN SERVICE	20408	0.33%
METAL	7922	0.91%

### Indices to under perform

	Closing	% Change
ENERGY	38838	0.23%
AUTO	20412	0.20%
MEDIA	2050	-0.91%
MIDCAP	13746	0.94%
SMALLCAP	15976	0.64%

### Top 10 short build up

	LTP	% Change	Open Interest	% OI Change
ZEEL	162.4	-0.67%	120762000	1394.21%
ABFRL	227.1	-2.76%	35295000	159.31%
MRF	146501.4	-0.01%	37745	62.48%
GNFC	645.8	-0.62%	6916000	57.58%
TRENT	3901.1	-0.92%	2578000	42.62%
APOLLOHOSP	6147.7	-3.96%	2240125	41.78%
BPCL	608.0	-0.34%	31206600	38.67%
GMRINFRA	84.5	-0.29%	192363750	36.28%
ITC	409.1	-0.20%	107720000	35.77%
HINDUNILVR	2425.8	-0.45%	12024600	35.36%

### Stocks to out perform

	Closing	% Change
BERGEPAIN	553.8	3.02%
RECLTD	442.8	3.41%
HDFCAMC	3746.8	-2.70%
M&MFIN	284.9	1.80%
GAIL	183.4	1.92%

### Stocks to under perform

	Closing	% Change
ADANIANT	3310.7	1.98%
GODREJCP	1262.9	1.64%
MFSL	977.0	0.89%
UBL	1708.6	2.45%
BIOCON	278.8	2.41%

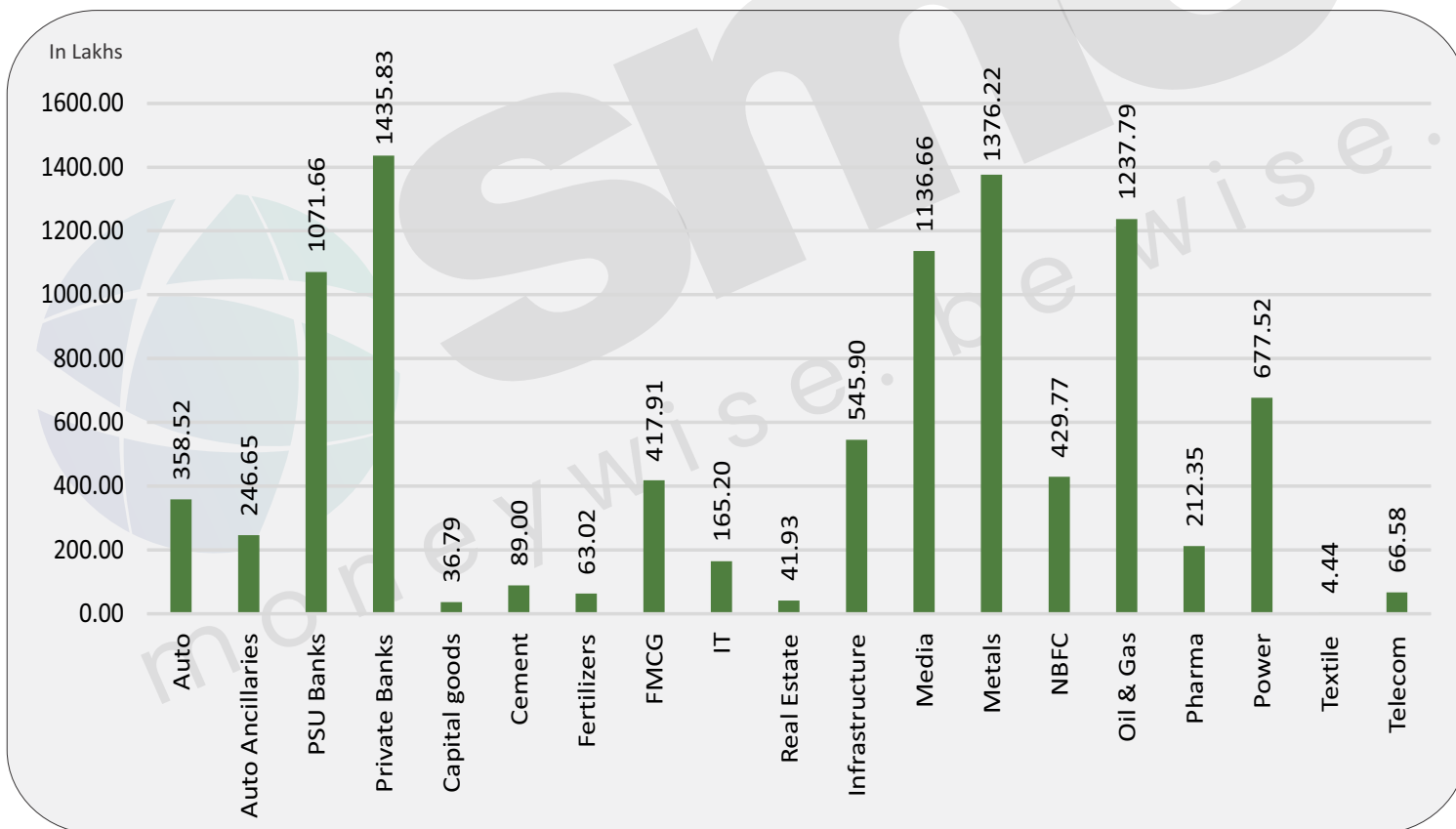
### Sector overview

Scripts/Indexes	OI Change	Volume Change (%)	Price Change	Remark
Auto	35851975	12.4%	0.9%	Long Buildup
Auto Ancillaries	24665350	28.0%	0.6%	Long Buildup
PSU Banks	107165500	99.5%	1.8%	Long Buildup
Private Banks	143582700	52.6%	0.7%	Long Buildup
Capital goods	3678900	25.3%	1.1%	Long Buildup
Cement	8900021	5.9%	1.3%	Long Buildup
Fertilizers	6302300	30.0%	0.5%	Long Buildup
FMCG	41791200	47.1%	0.8%	Long Buildup
IT	16520175	27.1%	0.2%	Long Buildup
Real Estate	4193025	2.8%	1.2%	Long Buildup

### Sector overview

Scripts/Indexes	OI Change	Volume Change (%)	Price Change	Remark
Infrastructure	54590000	83.6%	1.1%	Long Buildup
Media	113665500	3369.9%	0.5%	Long Buildup
Metals	137621950	55.7%	1.3%	Long Buildup
NBFC	42976923	31.0%	1.8%	Long Buildup
Oil & Gas	123779050	25.8%	0.9%	Long Buildup
Pharma	21234600	32.4%	1.0%	Long Buildup
Power	67751625	73.1%	1.3%	Long Buildup
Textile	443520	4.9%	0.5%	Long Buildup
Telecom	6657600	39.1%	1.6%	Long Buildup

### Change in sector open interest



E-mail: [smc.care@smcindiaonline.com](mailto:smc.care@smcindiaonline.com)



**Corporate Office:**

11/6B, Shanti Chamber,  
Pusa Road, New Delhi - 110005  
Tel: +91-11-30111000  
[www.smcindiaonline.com](http://www.smcindiaonline.com)

**Mumbai Office:**

Lotus Corporate Park, A Wing 401 / 402, 4th Floor,  
Graham Firth Steel Compound, Off Western  
Express Highway, Jay Coach Signal, Goreagon  
(East) Mumbai - 400063  
Tel: 91-22-67341600, Fax: 91-22-67341697

**Kolkata Office:**

18, Rabindra Sarani, Poddar Court, Gate No-4,  
5th Floor, Kolkata - 700001  
Tel.: 033 6612 7000/033 4058 7000  
Fax: 033 6612 7004/033 4058 7004

Investments in securities market are subject to market risks, read all the related documents carefully before investing. Registration granted by SEBI and certification from NISM in no way guarantee performance of the intermediary or provide any assurance of returns to investors. The securities quoted are for illustration only and are not recommendatory. SMC is a SEBI registered Research Analyst having registration number INH100001849. CIN : L74899DL1994PLC063609.

SMC Global Securities Ltd. (hereinafter referred to as "SMC") is regulated by the Securities and Exchange Board of India ("SEBI") and is licensed to carry on the business of broking, depository services and related activities. SMC is a registered member of National Stock Exchange of India Limited, Bombay Stock Exchange Limited, MSEI (Metropolitan Stock Exchange of India Ltd) and M/s SMC Comtrade Ltd is a registered member of National Commodity and Derivative Exchange Limited and Multi Commodity Exchanges of India and other commodity exchanges in India. SMC is also registered as a Depository Participant with CDSL and NSDL. SMC's other associates are registered as Merchant Bankers, Portfolio Managers, NBFC with SEBI and Reserve Bank of India. It also has registration with AMFI as a Mutual Fund Distributor.

SMC is a SEBI registered Research Analyst having registration number INH100001849. SMC or its associates has not been debarred/ suspended by SEBI or any other regulatory authority for accessing /dealing in securities market. SMC or its associates or its Research Analyst or his relatives do not hold any financial interest in the subject company interest at the time of publication of this Report. SMC or its associates or its Research Analyst or his relatives do not hold any actual/beneficial ownership of more than 1% (one percent) in the subject company, at the end of the month immediately preceding the date of publication of this Report. SMC or its associates its Research Analyst or his relatives does not have any material conflict of interest at the time of publication of this Report.

SMC or its associates/analyst has not received any compensation from the subject company covered by the Research Analyst during the past twelve months. The subject company has not been a client of SMC during the past twelve months. SMC or its associates has not received any compensation or other benefits from the subject company covered by analyst or third party in connection with the present Research Report. The Research Analyst has not served as an officer, director or employee of the subject company covered by him/her and SMC has not been engaged in the market making activity for the subject company covered by the Research Analyst in this report.

The views expressed by the Research Analyst in this Report are based solely on information available publicly available/internal data/ other reliable sources believed to be true. SMC does not represent/ provide any warranty expressly or impliedly to the accuracy, contents or views expressed herein and investors are advised to independently evaluate the market conditions/risks involved before making any investment decision. The research analysts who have prepared this Report hereby certify that the views /opinions expressed in this Report are their personal independent views/opinions in respect of the subject company.

**Disclaimer:** This Research Report is for the personal information of the authorized recipient and doesn't construe to be any investment, legal or taxation advice to the investor. It is only for private circulation and use. The Research Report is based upon information that we consider reliable, but we do not represent that it is accurate or complete, and it should not be relied upon as such. No action is solicited on the basis of the contents of this Research Report. The Research Report should not be reproduced or redistributed to any other person(s) in any form without prior written permission of the SMC. The contents of this material are general and are neither comprehensive nor inclusive. Neither SMC nor any of its affiliates, associates, representatives, directors or employees shall be responsible for any loss or damage that may arise to any person due to any action taken on the basis of this Research Report. It does not constitute personal recommendations or take into account the particular investment objectives, financial situations or needs of an individual client or a corporate/s or any entity/s. All investments involve risk and past performance doesn't guarantee future results. The value of, and income from investments may vary because of the changes in the macro and micro factors given at a certain period of time. The person should use his/her own judgment while taking investment decisions. Please note that SMC its affiliates, Research Analyst, officers, directors, and employees, including persons involved in the preparation or issuance of this Research Report: (a) from time to time, may have long or short positions in, and buy or sell the securities thereof, of the subject company(ies) mentioned here in; or (b) be engaged in any other transaction involving such securities and earn brokerage or other compensation or act as a market maker in the financial instruments of the subject company(ies) discussed herein or may perform or seek to perform investment banking services for such company(ies) or act as advisor or lender/borrower to such subject company(ies); or (c) may have any other potential conflict of interest with respect to any recommendation and related information and opinions. All disputes shall be subject to the exclusive jurisdiction of Delhi High court.