

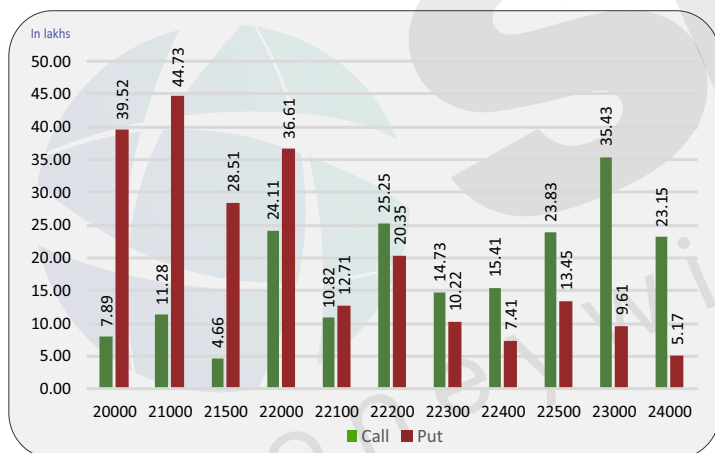
Index level

Index	Close	S1	S2	R1	R2
NIFTY	22135	22000	21900	22200	22300
BANKNIFTY	46741	46500	46300	46900	47100

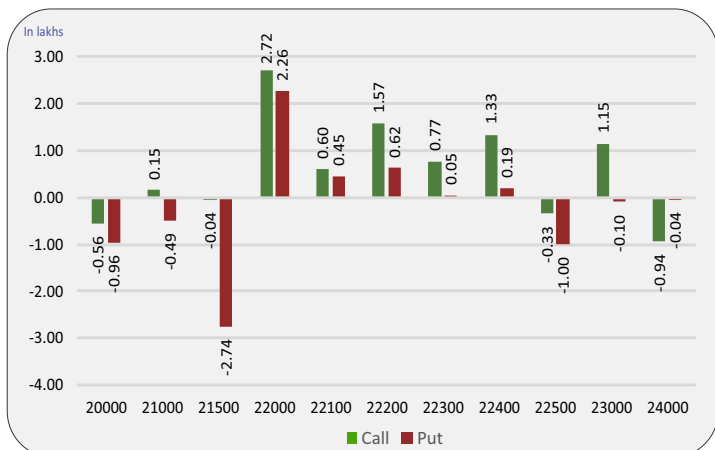
Nifty snapshot

	18-Mar	15-Mar
Nifty Spot	22055.70	22023.35
Nifty Mar	22135.45	22133.20
Nifty Apr	22298.25	22295.55
Chg. OI (Mar) (%)	1.07	-2.75
Chg. OI (Apr) (%)	7.20	8.15
50 Day SMA	21910	21905
100 Day SMA	21112	21096
200 Day SMA	20253	20244

Nifty option OI concentration



Nifty option OI change



Nifty outlook

Gift Nifty 22055 (-80)

Today the markets are likely to open on negative note. All the emerging markets are trading in red. The coming session is likely to witness a range of 22000 on declines and 22200 on advances.

Stock is in ban period

ABFRL, BALRAMCHIN, BHEL, BIOCON, HINDCOPPER, MANAPPURAM, NATIONALUM, PEL, RBLBANK, SAIL, TATACHEM, ZEEL

Sentiment indicator

	18-Mar	15-Mar	14-Mar	13-Mar	12-Mar
NIFTY Discount/Premium	79.75	109.85	117.90	105.55	111.35
COST OF CARRY%	0.88	0.85	0.84	0.83	0.82
PCR(OI)	1.14	1.17	1.21	1.17	1.32
PCR(VOL)	1.06	0.96	1.09	1.04	1.14
A/D RATIO(Nifty 50)	0.85	0.36	3.90	0.11	0.44
A/D RATIO(All FO Stock)*	0.75	0.55	8.94	0.03	0.31
IMPLIED VOLATILITY	13.31	13.17	13.03	13.63	13.13
VIX	13.90	13.69	13.62	14.43	13.64
HISTORICAL VOLATILITY	14.67	14.7	14.72	14.72	14.61

*All Future Stock

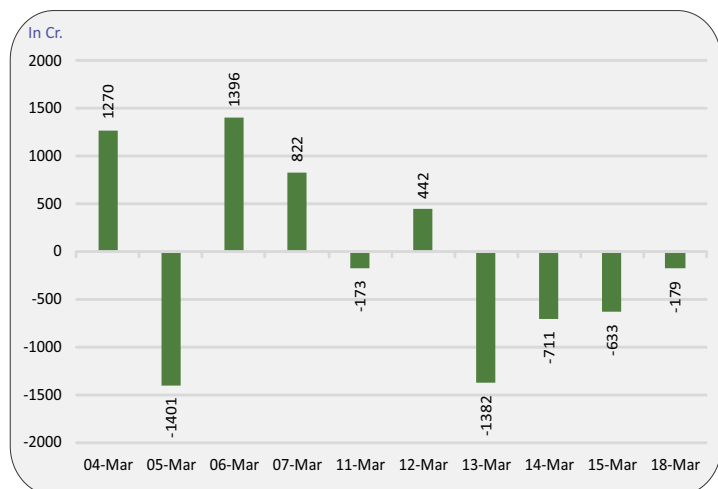
Nifty v/s OI

Date	Nifty	% Change	Open Interest	% Change
07-Mar	22552	-0.2%	12601650	-5.5%
11-Mar	22421	-0.6%	12054950	-4.3%
12-Mar	22447	0.1%	12502600	3.7%
13-Mar	22103	-1.5%	12175750	-2.6%
14-Mar	22265	0.7%	12907650	6.0%
15-Mar	22133	-0.6%	12552850	-2.7%
18-Mar	22135	0.0%	12686550	1.1%

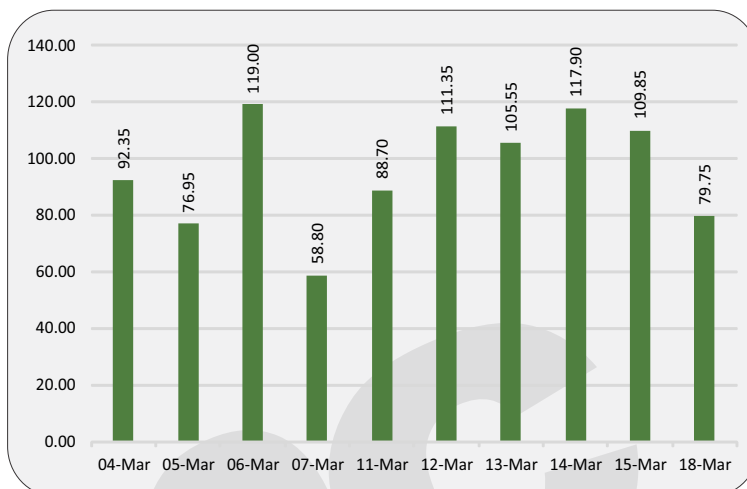
Fund flow (FII/DII)

	Net investment (in cr)
FII INDEX FUTURE	-179
FII INDEX OPTION	-17653
FII STOCK FUTURE	-607
FII STOCK OPTION	1287
FII CASH	-2,051
DII CASH	2,261

FII'S activity in Nifty future



Nifty discount / premium



Top 10 long build up

	LTP	% Change	Open Interest	% OI Change
BALRAMCHIN	361.1	0.03%	11539200	17.44%
GODREJCP	1246.0	2.32%	5828000	6.05%
ZYDUSLIFE	995.1	0.61%	7843500	4.65%
OFSS	8648.2	1.88%	1116600	4.06%
CANBK	555.3	0.73%	48907800	3.64%
NTPC	318.4	0.14%	98313000	2.95%
BAJAJ-AUTO	8510.5	1.85%	2380500	2.52%
BOSCHLTD	29924.4	0.86%	251350	2.22%
ICICIGI	1662.5	0.16%	2327000	1.46%
M&M	1863.4	3.09%	14429800	1.18%

Indices to out perform

	Closing	% Change
METAL	7997	2.49%
SMALLCAP	14762	-0.57%
MEDIA	1844	1.15%
PSU BANK	6783	0.32%
INFRA	8028	0.50%

Indices to under perform

	Closing	% Change
IT	36886	-1.64%
ENERGY	37825	0.64%
PSE	8736	0.16%
MIDCAP	13201	-1.08%
BANK	46576	-0.04%

Top 10 short build up

	LTP	% Change	Open Interest	% OI Change
LALPATHLAB	2020.5	-0.58%	1959600	8.61%
APOLLOTYRE	460.0	-2.76%	14473800	7.94%
COFORGE	5708.5	-7.07%	1455450	7.57%
METROPOLIS	1589.4	-0.41%	1423200	3.97%
MCX	3206.1	-1.91%	2570000	3.38%
RECLTD	434.7	-2.60%	39270000	3.37%
MCDOWELL-N	1109.5	-1.11%	6589800	3.12%
JKCEMENT	4079.9	-0.20%	708000	2.98%
ASIANPAINT	2846.3	-1.11%	7396000	2.89%
PERSISTENT	8176.5	-3.02%	1498900	2.52%

Stocks to out perform

	Closing	% Change
ABBOTINDIA	28700.1	0.80%
RECLTD	434.7	-2.60%
HDFCAMC	3714.0	-1.32%
M&MFIN	261.7	-0.10%
GAIL	176.7	1.44%

Stocks to under perform

	Closing	% Change
GODREJCP	1246.0	2.32%
MFSL	956.6	-1.04%
UBL	1736.2	-0.62%
DRREDDY	6351.6	0.69%
KOTAKBANK	1740.1	-0.14%

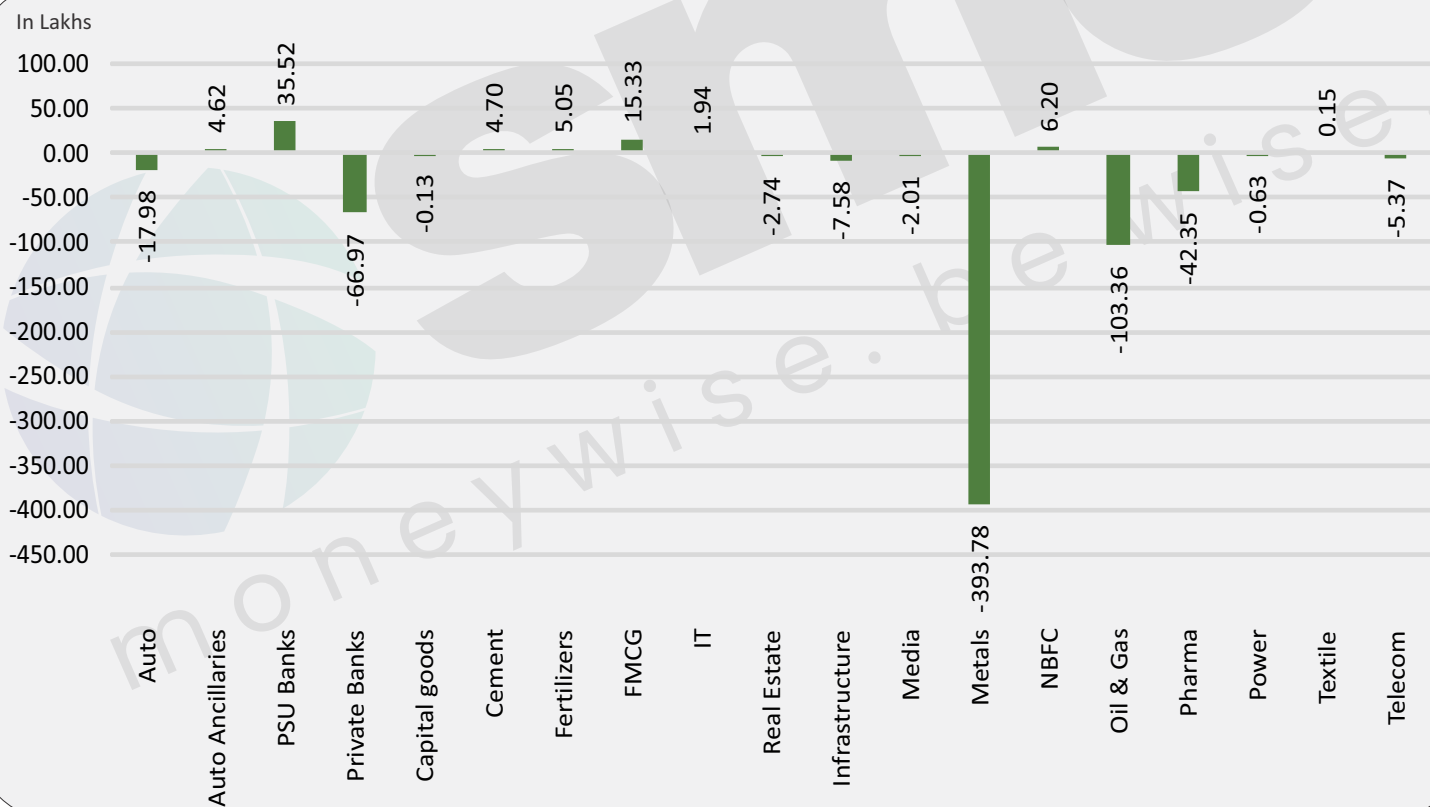
Sector overview

Scripts/Indexes	OI Change	Volume Change (%)	Price Change	Remark
Auto	-1798250	-32.2%	1.4%	Short Covering
Auto Ancillaries	462250	-3.9%	0.7%	Long Buildup
PSU Banks	3552400	-31.6%	0.7%	Long Buildup
Private Banks	-6697400	-45.2%	-0.4%	Long Unwinding
Capital goods	-12600	-40.2%	0.5%	Short Covering
Cement	470172	-32.4%	-0.8%	Short Buildup
Fertilizers	505150	-29.4%	-0.2%	Short Buildup
FMCG	1533025	-63.5%	-0.5%	Short Buildup
IT	194325	-15.4%	-2.1%	Short Buildup
Real Estate	-273675	-19.8%	-0.5%	Long Unwinding

Sector overview

Scripts/Indexes	OI Change	Volume Change (%)	Price Change	Remark
Infrastructure	-758250	-27.4%	-0.7%	Long Unwinding
Media	-201000	-45.5%	0.5%	Short Covering
Metals	-39377650	16.0%	2.8%	Short Covering
NBFC	620301	-55.8%	-0.8%	Short Buildup
Oil & Gas	-10336475	-58.0%	0.0%	Long Unwinding
Pharma	-4234500	-31.9%	0.1%	Short Covering
Power	-63375	-34.6%	1.5%	Short Covering
Textile	15060	15.9%	0.8%	Long Buildup
Telecom	-537400	-58.4%	-0.1%	Long Unwinding

Change in sector open interest



E-mail: smc.care@smcindiaonline.com



Corporate Office:

11/6B, Shanti Chamber,
Pusa Road, New Delhi - 110005
Tel: +91-11-30111000
www.smcindiaonline.com

Mumbai Office:

Lotus Corporate Park, A Wing 401 / 402, 4th Floor,
Graham Firth Steel Compound, Off Western
Express Highway, Jay Coach Signal, Goreagon
(East) Mumbai - 400063
Tel: 91-22-67341600, Fax: 91-22-67341697

Kolkata Office:

18, Rabindra Sarani, Poddar Court, Gate No-4,
5th Floor, Kolkata - 700001
Tel.: 033 6612 7000/033 4058 7000
Fax: 033 6612 7004/033 4058 7004

Investments in securities market are subject to market risks, read all the related documents carefully before investing. Registration granted by SEBI and certification from NISM in no way guarantee performance of the intermediary or provide any assurance of returns to investors. The securities quoted are for illustration only and are not recommendatory. SMC is a SEBI registered Research Analyst having registration number INH100001849. CIN : L74899DL1994PLC063609.

SMC Global Securities Ltd. (hereinafter referred to as "SMC") is regulated by the Securities and Exchange Board of India ("SEBI") and is licensed to carry on the business of broking, depository services and related activities. SMC is a registered member of National Stock Exchange of India Limited, Bombay Stock Exchange Limited, MSEI (Metropolitan Stock Exchange of India Ltd) and M/s SMC Comtrade Ltd is a registered member of National Commodity and Derivative Exchange Limited and Multi Commodity Exchanges of India and other commodity exchanges in India. SMC is also registered as a Depository Participant with CDSL and NSDL. SMC's other associates are registered as Merchant Bankers, Portfolio Managers, NBFC with SEBI and Reserve Bank of India. It also has registration with AMFI as a Mutual Fund Distributor.

SMC is a SEBI registered Research Analyst having registration number INH100001849. SMC or its associates has not been debarred/ suspended by SEBI or any other regulatory authority for accessing /dealing in securities market. SMC or its associates or its Research Analyst or his relatives do not hold any financial interest in the subject company interest at the time of publication of this Report. SMC or its associates or its Research Analyst or his relatives do not hold any actual/beneficial ownership of more than 1% (one percent) in the subject company, at the end of the month immediately preceding the date of publication of this Report. SMC or its associates its Research Analyst or his relatives does not have any material conflict of interest at the time of publication of this Report.

SMC or its associates/analyst has not received any compensation from the subject company covered by the Research Analyst during the past twelve months. The subject company has not been a client of SMC during the past twelve months. SMC or its associates has not received any compensation or other benefits from the subject company covered by analyst or third party in connection with the present Research Report. The Research Analyst has not served as an officer, director or employee of the subject company covered by him/her and SMC has not been engaged in the market making activity for the subject company covered by the Research Analyst in this report.

The views expressed by the Research Analyst in this Report are based solely on information available publicly available/internal data/ other reliable sources believed to be true. SMC does not represent/ provide any warranty expressly or impliedly to the accuracy, contents or views expressed herein and investors are advised to independently evaluate the market conditions/risks involved before making any investment decision. The research analysts who have prepared this Report hereby certify that the views /opinions expressed in this Report are their personal independent views/opinions in respect of the subject company.

Disclaimer: This Research Report is for the personal information of the authorized recipient and doesn't construe to be any investment, legal or taxation advice to the investor. It is only for private circulation and use. The Research Report is based upon information that we consider reliable, but we do not represent that it is accurate or complete, and it should not be relied upon as such. No action is solicited on the basis of the contents of this Research Report. The Research Report should not be reproduced or redistributed to any other person(s) in any form without prior written permission of the SMC. The contents of this material are general and are neither comprehensive nor inclusive. Neither SMC nor any of its affiliates, associates, representatives, directors or employees shall be responsible for any loss or damage that may arise to any person due to any action taken on the basis of this Research Report. It does not constitute personal recommendations or take into account the particular investment objectives, financial situations or needs of an individual client or a corporate/s or any entity/s. All investments involve risk and past performance doesn't guarantee future results. The value of, and income from investments may vary because of the changes in the macro and micro factors given at a certain period of time. The person should use his/her own judgment while taking investment decisions. Please note that SMC its affiliates, Research Analyst, officers, directors, and employees, including persons involved in the preparation or issuance of this Research Report: (a) from time to time, may have long or short positions in, and buy or sell the securities thereof, of the subject company(ies) mentioned here in; or (b) be engaged in any other transaction involving such securities and earn brokerage or other compensation or act as a market maker in the financial instruments of the subject company(ies) discussed herein or may perform or seek to perform investment banking services for such company(ies) or act as advisor or lender/borrower to such subject company(ies); or (c) may have any other potential conflict of interest with respect to any recommendation and related information and opinions. All disputes shall be subject to the exclusive jurisdiction of Delhi High court.